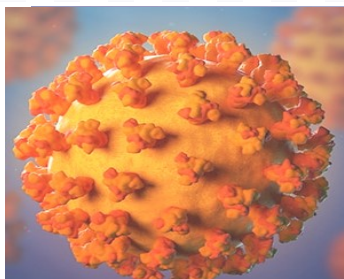


Stats News & Views



Special Topic Statistical Bulletin - COVID-19

Issue 29, 9 October 2020

The **Special Topic Statistical Bulletin on COVID 19 in CARICOM Countries Issue 29**, provides an update of the trajectory of the COVID-19 in the CARICOM Region up to **9 October 2020**. The Bulletin provides information on the pattern of the disease of the total number of confirmed cases, new cases and deaths for each country and the total for CARICOM. The data are preliminary and will be adjusted as more reliable data are made available. This Issue continues to explore graphically the movement in the curves for the number of confirmed cases to deduce whether they are flattening or expanding upwards as a reflection of the transmission of the virus. The Section, *What do we learn from the Data?* is updated. *A summary Table 1A by country is provided to complement the summaries in Tables 1, 4 and 5. An Illustration on "Rates per 100,000 population" is also included on Page 51.* The Projections are compared with the actual values for this reporting period. In general, these projections may be far removed from the reality of the situations in countries and may not depict the actual outcomes. Limited data are available on Sex and by Mode of Transmission of the virus. Monitoring of the Mode of Transmission can assist in contact tracing to overcome the pandemic. *The trends in the data on testing continue to be critical to tracking the pandemic.* The doubling rate excluding Haiti has been dropped or will no longer be updated. The charts pertaining to this issue and some other graphical presentations have also been discontinued. The primary approach to sourcing the data continues to be web-scraping of information from official sources of countries. Please review the back issues for other key explanations about the data.

Situation at a Glance



AUGUST 2020						
Sun	Mon.	Tues.	Wed.	Thur.	Fri.	Sat.
.....	22 nd 18,508	23 rd 18,841	24 th 19,191
OCTOBER 2020						
4 th 36,942	5 th 37,283	6 th 37,655	7 th 37,962	8 th 38,412	Friday, 9 th 38,861	

Doubling Rate—2.02

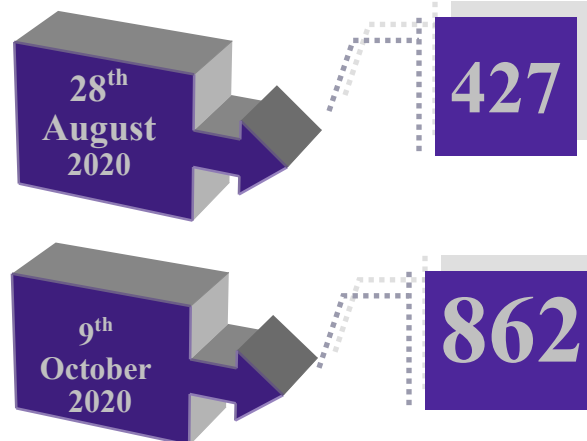
Total number of confirmed cases increased by

19,670 over 46 days

[24 August - 9 October]



Total number of deaths
increased by 435 in 42 days
(28 August - 9 October) at a rate of
2.02



Special Topic Bulletin - COVID 19

TABLE 1: SUMMARY ALL COUNTRIES -NUMBER OF CONFIRMED CASES, NEW CASES AND DEATHS - 29 AUGUST – 9 OCTOBER 2020

Date	No. of Confirmed Cases	No. of New Cases	No. of Deaths
29-Aug	21508	503	436
30-Aug	22019	511	440
31-Aug	22371	352	445
01-Sep	22896	525	466
02-Sep	23385	489	475
03-Sep	23742	357	490
04-Sep	24099	357	507
05-Sep	24549	450	516
06-Sep	24816	267	533
07-Sep	25115	299	545
08-Sep	25642	527	547
09-Sep	26165	523	553
10-Sep	26610	445	565
11-Sep	27043	433	579
12-Sep	27562	519	587
13-Sep	27902	340	593
14-Sep	28235	333	600
15-Sep	28612	377	606
16-Sep	29061	449	617
17-Sep	29576	515	630
18-Sep	30186	610	639
19-Sep	30840	654	652
20-Sep	31243	403	663
21-Sep	31632	389	675
22-Sep	31994	362	684
23-Sep	32630	636	694
24-Sep	33075	445	701
25-Sep	33588	513	719
26-Sep	33902	314	722
27-Sep	34186	284	732
28-Sep	34593	407	745
29-Sep	35021	428	766
30-Sep	35388	367	777
01-Oct	35784	396	785
02-Oct	36165	381	793
03-Oct	36550	385	802
04-Oct	36942	392	807
05-Oct	37283	341	816
06-Oct	37655	372	829
07-Oct	37962	307	834
08-Oct	38412	450	844
09-Oct	38861	449	862

Note: The Number of Confirmed Cases and the Number of Deaths are cumulative values while the Number of New Cases is not cumulative and reflects the daily number of cases. Please see Issue 10 for the explanation on how the cumulative values are derived. Please check previous Issues for the data for earlier dates.

Special Topic Bulletin - COVID 19

TABLE 1A: SUMMARY OF SELECTED VARIABLES BY COUNTRY AS AT 9 OCTOBER 2020

Country	Confirmed Cases	New Cases	Deaths	Recoveries	Active Cases	Tests Conducted
Total Member States	37,688	2,686	845	24,966	11,774	268,426
Antigua and Barbuda	111	5	3	97	11	3085
Bahamas	4955	623	120	2724	2093	24251
Barbados	205	9	7	183	15	26971
Belize	2427	347	35	1487	905	17072
Dominica	32	1	0	24	8	3747
Grenada	24	0	0	24	0	1125
Guyana	3358	390	100	2180	1078	15568
Haiti	8854	35	230	7013	1611	29336
Jamaica	7559	764	154	3142	4179	84146
Montserrat	13	0	1	11	0	383
Saint Lucia	28	1	0	27	1	8630
St Kitts and Nevis	19	0	0	18	1	2589
St Vincent and the Grenadines	64	0	0	64	0	5495
Suriname	5018	119	106	4816	96	15820
Trinidad and Tobago	5021	392	89	3156	1776	30208
Total Associate Members	1,173	10	17	1,126	29	119,986
Anguilla	3	0	0	3	0	662
Bermuda	184	3	9	170	5	69671
British Virgin Islands	71	0	1	70	0	5193
Cayman Islands	220	7	1	211	8	40820
Turks and Caicos Islands	695	0	6	672	16	3640
Total CARICOM	38,861	2,696	862	26,092	11,803	388,412

Notes:

1. New Cases are for the period 02-09 October 2020.
2. Data for some countries for the number of tests conducted are often not continuously updated and should be used with caution.
3. For The Bahamas, the number of deaths in the table includes 14 deaths that are under investigation and excludes 18 deaths that are classified as due to non-COVID-19 causes. The total number of deaths of COVID-19 patients is 138.
4. For Jamaica, the number of deaths in the table includes 16 deaths that are under investigation and excludes 10 deaths that are classified as due to non-COVID-19 causes. The total number of deaths of COVID-19 patients is 164.
5. There is a lag (5 days) in the data for Haiti.
6. Number of tests conducted for Trinidad and Tobago shows “number of persons tested” and is adjusted downwards compared to figures for previous weeks.

What do we learn from the Data?

[as at 9 October 2020]

The number of confirmed cases moved from **36,165 cases** as at **2 October** to **38,861 cases on 9 October**. The number of deaths moved from **793** to **862**. There were **2696 new cases** (2577 new cases for the last period) and **69 new deaths** (74 new deaths for the last period). **Jamaica** led in the number of new cases with **764**, followed by, **The Bahamas** with **623**, **Trinidad and Tobago** with **392**, **Guyana**, **390**, **Belize**, **347**, **Suriname**, **119** and **Haiti**, **35**.

Recoveries as at **9 October 2020** stood at **26,092** and active cases at **11,803** as compared to **23,763** recoveries and **11,509** active cases on **2 October**.

Active Cases [Active Cases are Confirmed Cases less recoveries, less deaths and less persons who tested positive and who might have left the country]:

- ◆ There are **five (5) countries** with no active cases as at **9 October**. These countries are:- *Anguilla, British Virgin Islands, Grenada, Montserrat, and St Vincent and the Grenadines*.
- ◆ **Two (2) countries**, *Saint Lucia (1) and St. Kitts and Nevis (1)* had **1-4** active cases, and **three (3) countries** *Bermuda (5), Cayman Islands (8) and Dominica (8)* had **5-10** active cases.
- ◆ **Three (3) countries**- *Antigua and Barbuda (11), Barbados (15), Turks and Caicos Islands (16)* had **11-25** active cases.
- ◆ **One (1) country** had greater than **25** but less than **100** active cases: *Suriname (96)*.
- ◆ **The remaining six (6) countries** had **900+** active cases: *Belize (905), Guyana (1078), Haiti (1611), Trinidad and Tobago (1776), The Bahamas (2093) and Jamaica (4179)*.

Recoveries

- ◆ As mentioned earlier, there were **five countries** for which all active cases had recovered as at **9 October**.
- ◆ Among the other countries, *Haiti* had **7013** recoveries (**79 percent** of its total confirmed cases), *Suriname*, **4816** (**96 percent**), *Trinidad and Tobago* **3156** (**63 percent**), *The Bahamas*, **2724** (**55 percent**), *Jamaica*, **3142** (**42 percent**), *Guyana* **2180**, (**65 percent**), *Belize*, **1487** (**61 percent**), *Turks and Caicos Islands*, **672** (**97 percent**) and *Cayman Islands*, **211** (**96 percent**).

Confirmed Cases

- ◆ In absolute terms the countries with the highest numbers of Confirmed Cases are *Haiti*, **8854**, *Jamaica*, **7559**, *Trinidad and Tobago*, **5021**, *Suriname*, **5018**, *The Bahamas*, **4955**, *Guyana*, **3358**, *Belize*, **2427**, *Turks and Caicos Islands*, **695**, *Cayman Islands*, **220**, *Barbados* **205** and *Bermuda*, **184**.
- ◆ In rates per 100,000 population for countries with **25+ cases**, *Turks and Caicos Islands* is still in the lead with **1682.81**, followed by *The Bahamas* with **1299.43**, *Suriname* with **860.72**, *Belize* with **609.72** and *Guyana*, **453.17**. *Trinidad and Tobago* is next with **369.41**.
- ◆ *Haiti* is at **77.59**. *Montserrat (under 25 cases)* has a rate of **260 (13 cases)**. [Please see Table 2 for rates for other countries].

Deaths

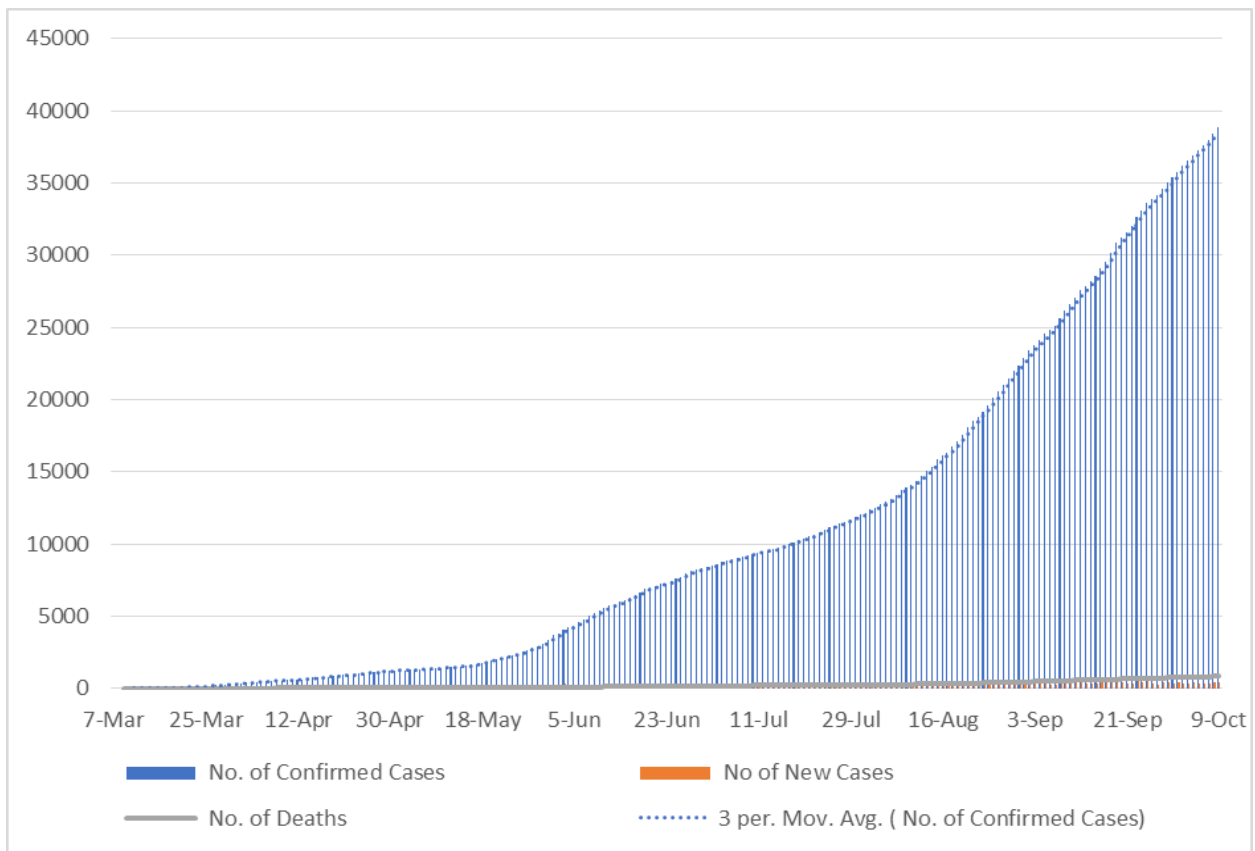
- ◆ *Haiti* has the highest number of deaths as at **9 October** with **230** an increase of **1** from **2 October**. *Jamaica* with **154 (+24)** is in second place, followed by *The Bahamas* **120 (+8)**, *Suriname*, **106 (+1)**, and *Guyana*, **100 (+15)**.
- ◆ *Trinidad and Tobago* has **89 deaths (+13)** and *Belize*, **35 (+7)**. *The Bahamas* has a total of **138 deaths of COVID-19 patients including 18 that are classified as non-COVID-19 causes and 14 under investigation**. Similarly, *Jamaica* has a total of **164 deaths of COVID-19 patients including 10 classified as non-COVID-19 causes and 16 under investigation**.
- ◆ The number of deaths per 100,000 population is the highest in *The Bahamas* with **31.47**, *Montserrat* is second with **20 (1)**, followed by *Suriname* with **18.18**, *Turks and Caicos Islands* with, **14.53** and *Bermuda*, **14.07 (9)**. *Guyana* is at **13.50**. *Haiti* has a rate of **2.02**.
- ◆ The Case Fatality Rate (number of deaths as a percentage of the number of confirmed cases) is the highest in *Montserrat* with **7.7 percent** followed by *Bermuda* with **4.9**, *Barbados*, **3.4 (7)**, *Guyana*, **3.0** and *Antigua and Barbuda*, **2.7 (3)**.

Testing- [Tracking the pandemic]

- ◆ *Bermuda*, with a rate per 100,000 of the number of tests conducted of **108,906.9 (69,671 tests)**, has the highest rate followed by *Cayman Islands* with **62,024.2 (40,820 tests)**, *British Virgin Islands* **17,814.1 (5193 tests)**, *Barbados*, **9820.7 (26,971 tests)** and *Turks and Caicos Islands* with **8813.6 (3640 tests)**. *Jamaica* has conducted the highest number of tests with **84,146** but is in **fifteenth place** with **3085.1 tests per 100,000 population**.

Special Topic Bulletin - COVID 19

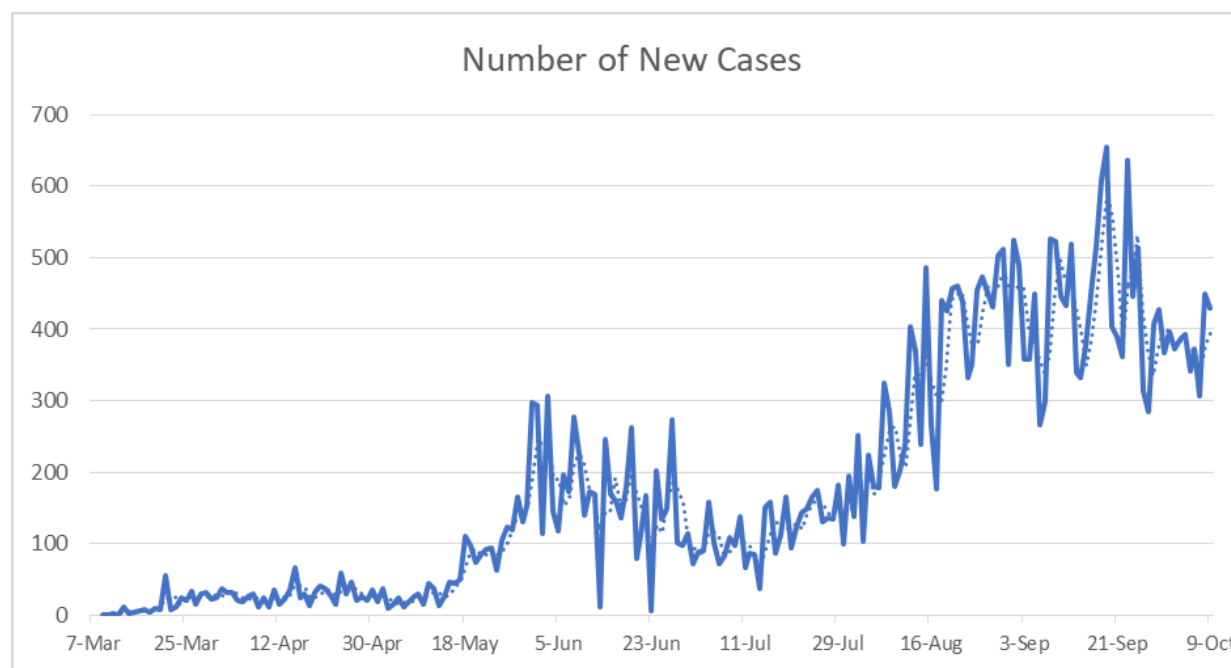
CHART 1: SUMMARY ALL COUNTRIES - NUMBER OF CONFIRMED CASES, NEW CASES AND DEATHS – 10 MARCH - 9 OCTOBER 2020



Note: The number of confirmed cases moved from to **36,165** as at **02 October** to **38,861** as at **09 October**, increasing by **2,696** cases, while the number of deaths moved from **793** to **862**, an increase of **69**.

Special Topic Bulletin - COVID 19

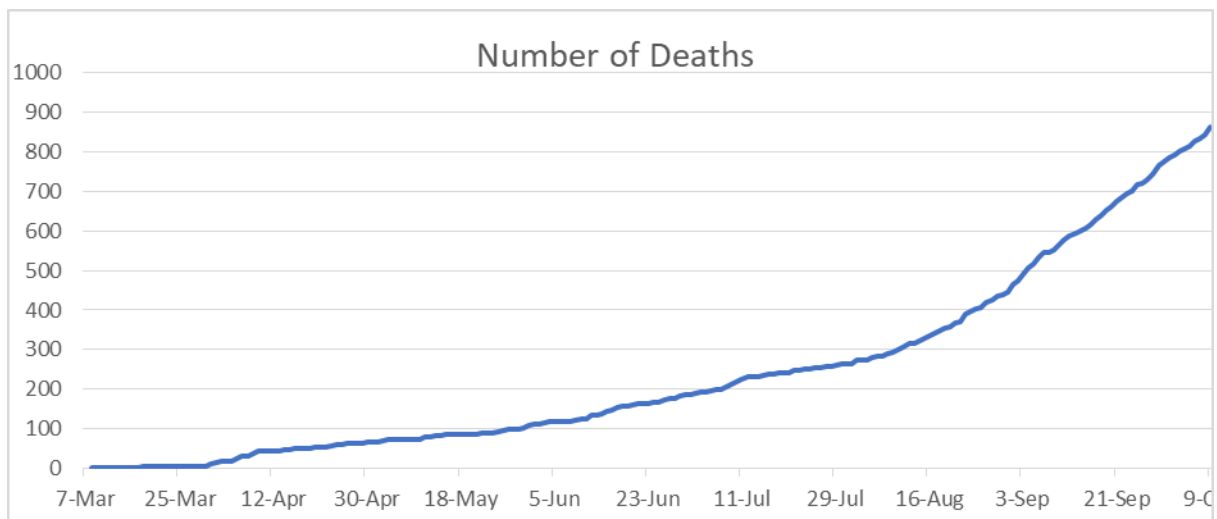
**CHART 1A: SUMMARY ALL COUNTRIES - NUMBER OF NEW CASES -
10 MARCH - 9 OCTOBER 2020**



Note: The total number of new cases for the period **3-9 October** is **2696** as compared to **2577** during the last reporting period **26 September- 2 October**, an increase of **119 new cases**. **Jamaica** had the highest number of new cases, with **764 (28.3 percent of the total new cases for CARICOM)**, followed by **The Bahamas with 623 (23.1 percent)**, **Trinidad and Tobago, 392 (14.5 percent)**, **Guyana, 390 (14.5 percent)**, **Belize, 347 (12.9 percent)** and **Suriname, 119 (4.4 percent)**. The increasing trend in the number of new cases is evident in **Chart 1B**.

Special Topic Bulletin - COVID 19

**CHART 1B: SUMMARY ALL COUNTRIES - NUMBER OF DEATHS -
10 MARCH - 9 OCTOBER 2020**



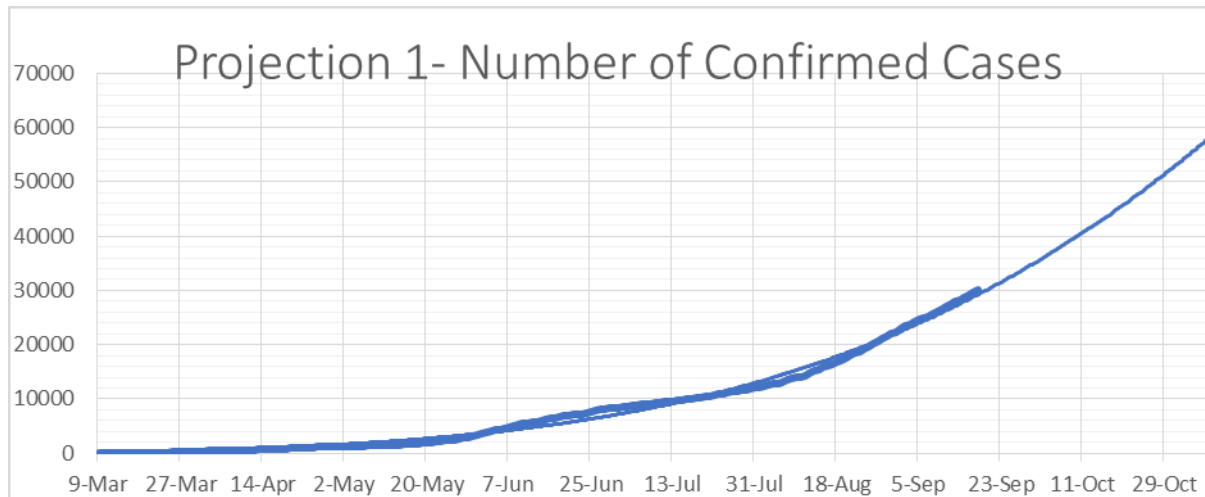
Note: The total number of deaths this reporting period **3-9 October** is **862** an increase of **69** from the previous reporting period **26 September-2 October**.

Haiti leads with **230 deaths** followed by **Jamaica with 154**, **The Bahamas, 120**, **Suriname, 106**, **Guyana, 100 deaths**, **Trinidad and Tobago, 89** and **Belize, 35**.

The number of deaths for **The Bahamas, 120**, includes **14 deaths** of COVID-19 patients that are classified as under investigation and excludes **18 deaths** that are classified as due to non-COVID-19 causes. This implies that a total of **138 COVID-19 patients** have died in this Member State as at **9 October**.

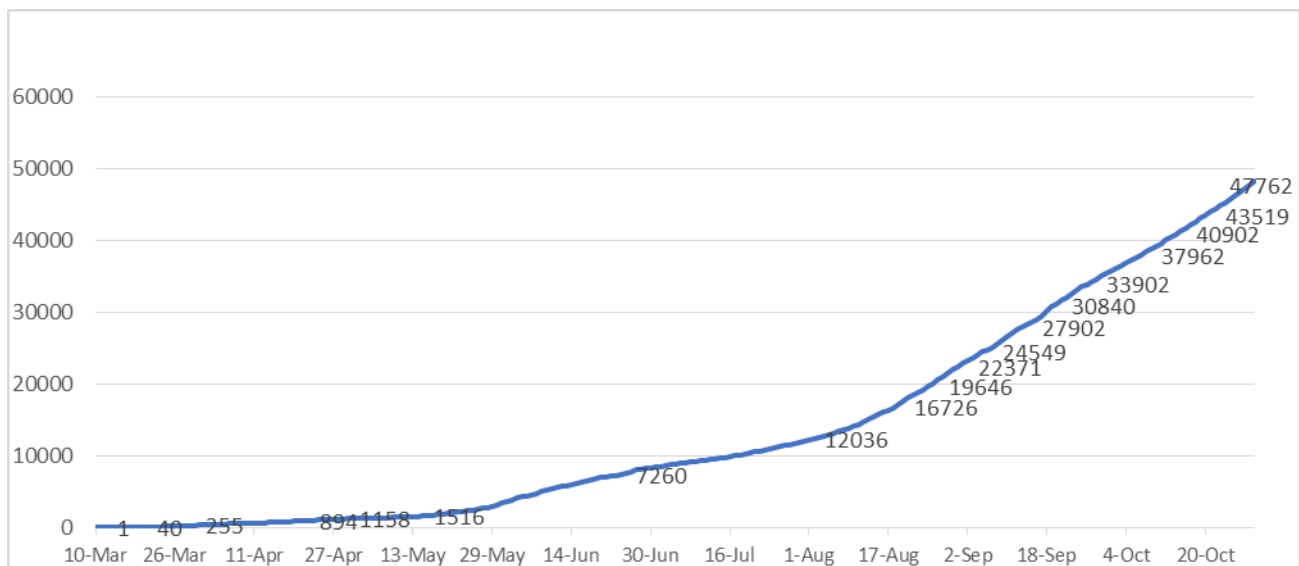
The total number of deaths for **Jamaica, 154**, includes **16 deaths** that are classified as under investigation and excludes **10 deaths** that are stated to be due to non-COVID-19 causes, implying that **164 COVID-19 patients** have died in Jamaica as at **9 October**.

CHART 2: PROJECTION 1-ESTIMATED NUMBER OF CONFIRMED CASES EXTENDED TO NOVEMBER 2020



Note: The non-linear trendline gave a projected value for **9 October** of **44, 000**. The actual value as at **2 October** is **38,861**, a difference of **5139**. The non-linear trend line has been updated and the projected value for **16 October** is **41, 000**.

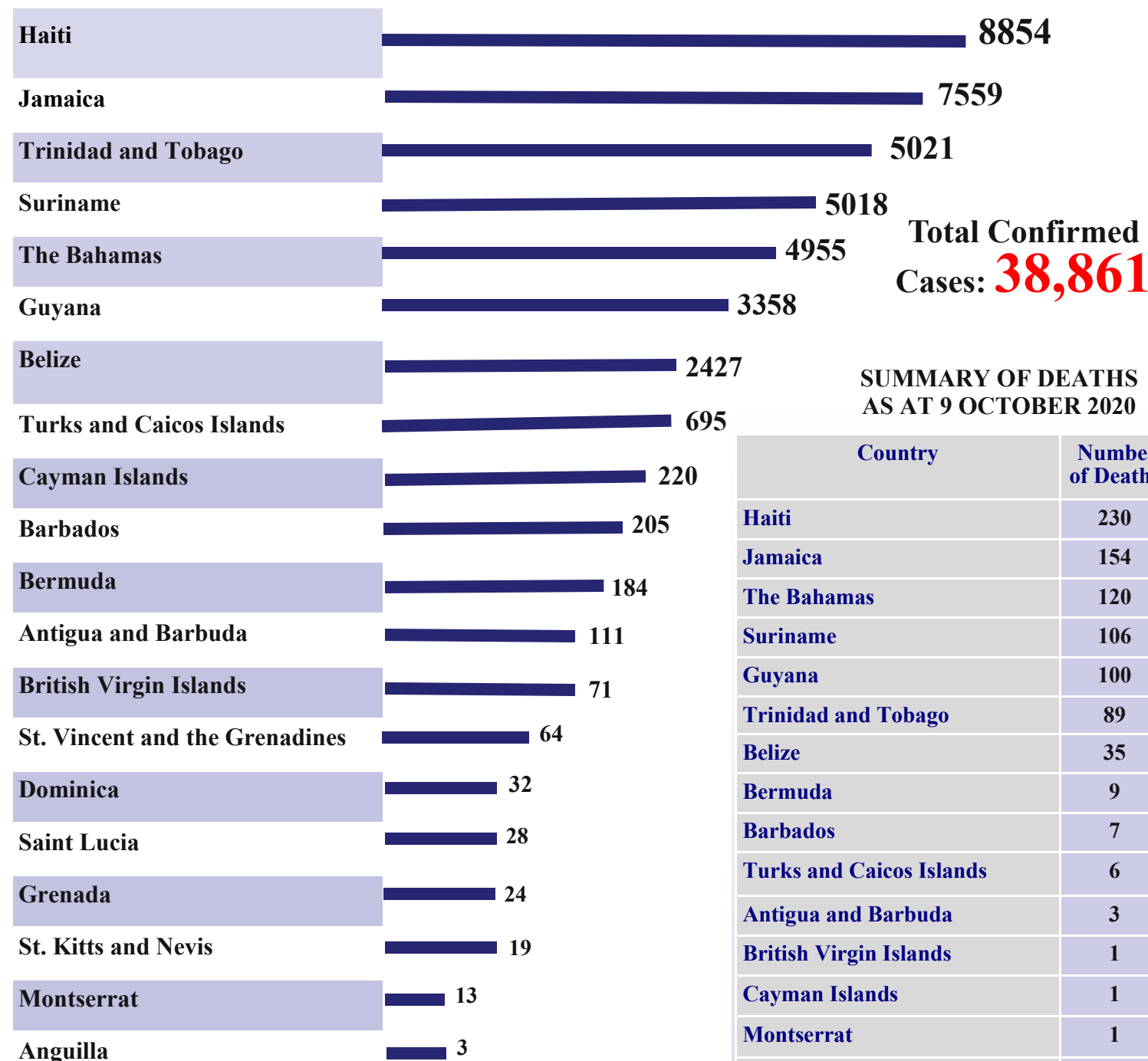
CHART 2A: UPDATED PROJECTION USING GROWTH RATES (7-9 OCTOBER) OF THE NUMBER OF CONFIRMED CASES PROJECTED UP TO OCTOBER 2020



Note: The projected value for **9 October** was **43,893**. The actual value is **38,861**, a difference of **5032**. The projection has been updated projected value for **16 October** is **41, 756**.

Special Topic Bulletin - COVID 19

SUMMARY OF CONFIRMED CASES AS AT 9 OCTOBER 2020



SUMMARY OF DEATHS AS AT 9 OCTOBER 2020

Country	Number of Deaths
Haiti	230
Jamaica	154
The Bahamas	120
Suriname	106
Guyana	100
Trinidad and Tobago	89
Belize	35
Bermuda	9
Barbados	7
Turks and Caicos Islands	6
Antigua and Barbuda	3
British Virgin Islands	1
Cayman Islands	1
Montserrat	1
Dominica	0
Grenada	0
Saint Lucia	0
St. Kitts and Nevis	0
St. Vincent and the Grenadines	0
Anguilla	0

Note: The number of confirmed cases in **Haiti** is **8854**, which is about **1.2 times** the number of confirmed cases for **Jamaica** (second) that has **7559** confirmed cases. **Trinidad and Tobago** (third) with **5021** has surpassed **Suriname** (fourth) with **5018** confirmed cases. **The Bahamas** (fifth) has **4955** confirmed cases. **Guyana** (sixth) has **3358** confirmed cases; **Belize** (seventh) has **2427** confirmed cases, with **Turks and Caicos Islands** (eighth) with **695**. **Jamaica** had **+24** deaths, including **16** deaths under investigation (UI) and excluding **10** COVID-19 coincidental deaths (CD). **The Bahamas** had **+8** deaths, including **14** deaths UI and excluding **18** COVID-19 CDs. **Guyana** had **+15** deaths, **Trinidad and Tobago** had **+13** deaths. **Belize** had **+7**, **Suriname** had **+1** deaths and **Haiti** had **(+1)**. The Bahamas has **138 deaths** if all deaths are counted and similarly Jamaica has **164**.

Total Deaths: 862

Special Topic Bulletin - COVID 19

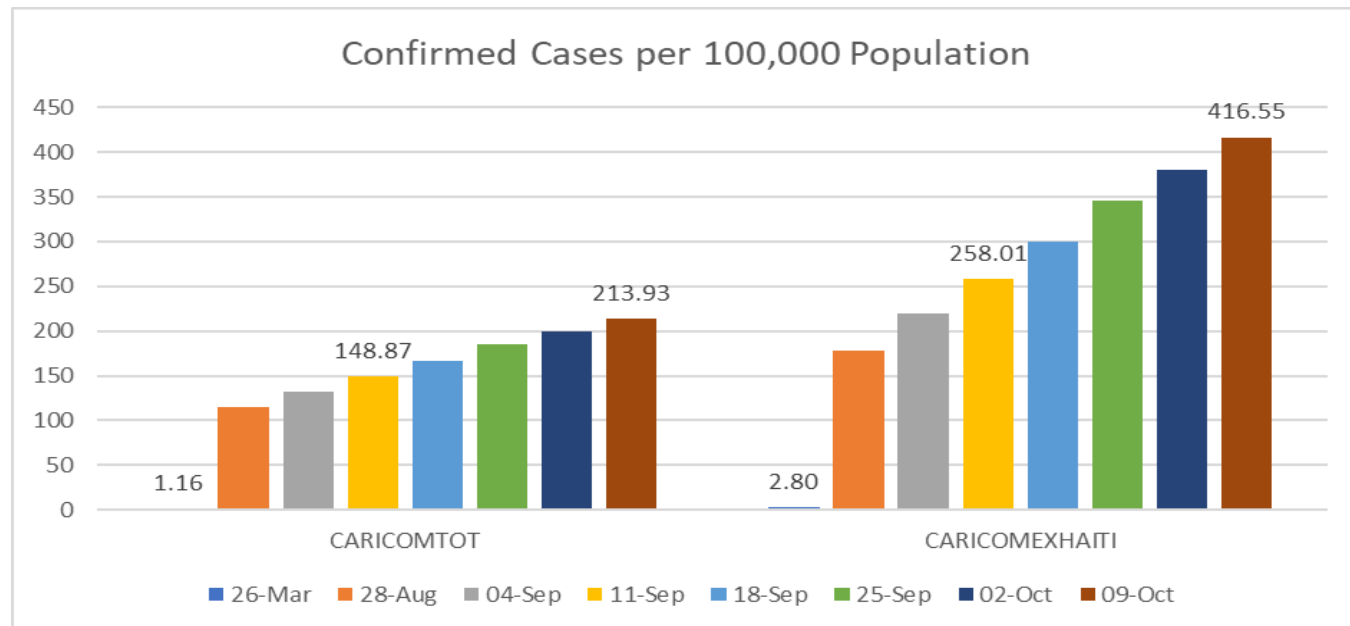
TABLE 2: NUMBER OF CONFIRMED CASES PER 100,000 POPULATION IN CARICOM –SELECTED COUNTRIES– 28 AUGUST – 9 OCTOBER

COUNTRY	28-Aug	04-Sep	11-Sep	18-Sep	25-Sep	02-October	09-October
CARICOM -ALL COUNTRIES	115.62	132.67	148.87	166.17	184.90	199.09	213.93
CARICOM EXCLD HAITI	178.26	218.96	258.01	299.65	345.17	379.61	416.55
ANTIGUA AND BARBUDA	98.93	99.99	99.99	99.99	103.14	111.56	116.82
THE BAHAMAS	539.44	649.32	753.70	842.86	993.92	1136.05	1299.43
BARBADOS	60.44	64.81	65.54	67.36	68.82	71.37	74.65
BERMUDA	262.61	273.55	276.68	281.37	282.93	282.93	287.62
BELIZE	218.57	289.41	360.51	399.45	454.21	522.55	609.72
BRITISH VIRGIN ISLANDS	126.93	216.12	219.55	236.70	243.56	243.56	243.56
CAYMAN ISLANDS	311.49	311.49	316.05	317.57	319.09	323.64	334.28
DOMINICA				34.72	41.67	43.06	44.44
GUYANA	159.24	191.09	237.92	283.67	365.59	400.54	453.17
HAITI	71.52	72.96	74.11	75.36	76.44	77.28	77.59
JAMAICA	73.73	108.67	132.83	174.45	214.63	249.13	277.14
SAINT LUCIA	14.53	14.53	14.53	15.08	15.08	15.08	15.64
ST VINCENT AND THE GRENADINES	54.05	54.95	55.86	57.66	57.66	57.66	57.66
SURINAME	660.03	729.33	776.84	804.63	826.24	840.31	860.72
TRINIDAD & TOBAGO	114.33	150.09	207.84	268.62	314.67	340.57	369.41
TURKS AND CAICOS ISLANDS	1186.44	1430.99	1552.06	1615.01	1646.49	1682.81	1682.81

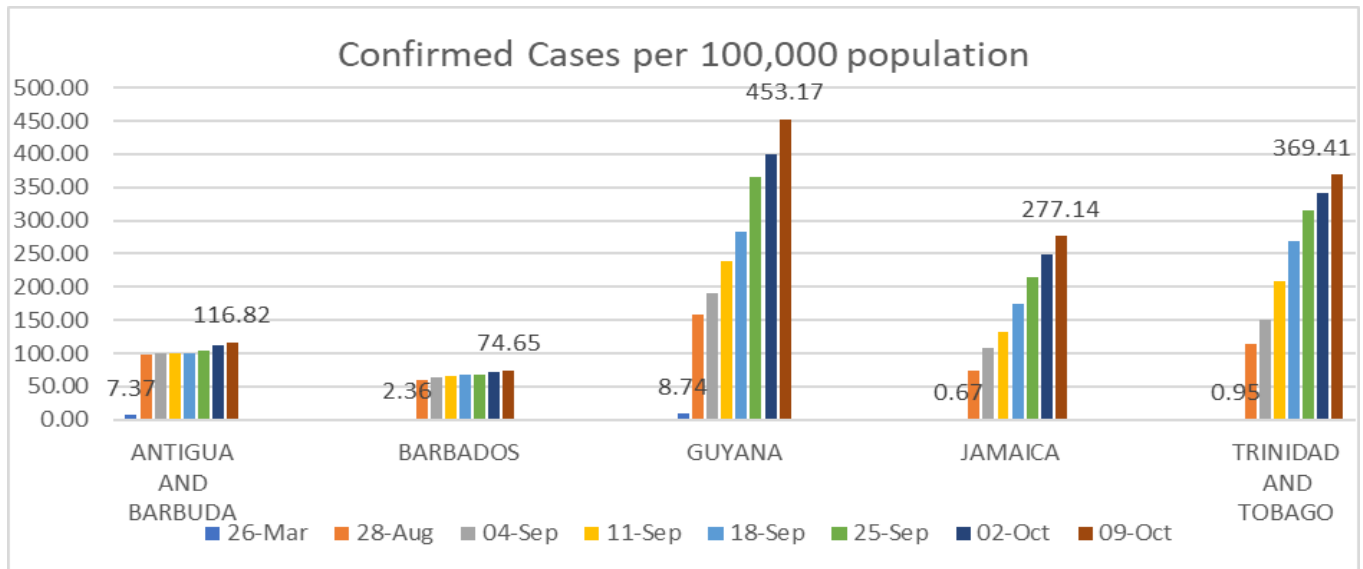
Note: Please check the [Explanatory Notes repeated in this Issue](#) for the use of rates per 100,000 population in comparing values across countries.

Of the countries with 25 + confirmed cases, the top five countries for the number of confirmed cases per 100,000 population as at 9 October are: *Turks and Caicos Islands (1682.81), The Bahamas (1299.43), Suriname (860.72), Belize (609.72) and Guyana 453.17). Trinidad and Tobago has a rate of 369.41. Cayman Islands follows with 334.28. Haiti with the highest number of confirmed cases has a rate of 77.59.* Montserrat (less than 25 confirmed cases) not shown in this table has a rate of 260 cases per 100, 000 population. Information on the number of confirmed cases per 100, 000 population for those countries that are not shown can be requested. Please check previous Issues for rates for earlier periods.

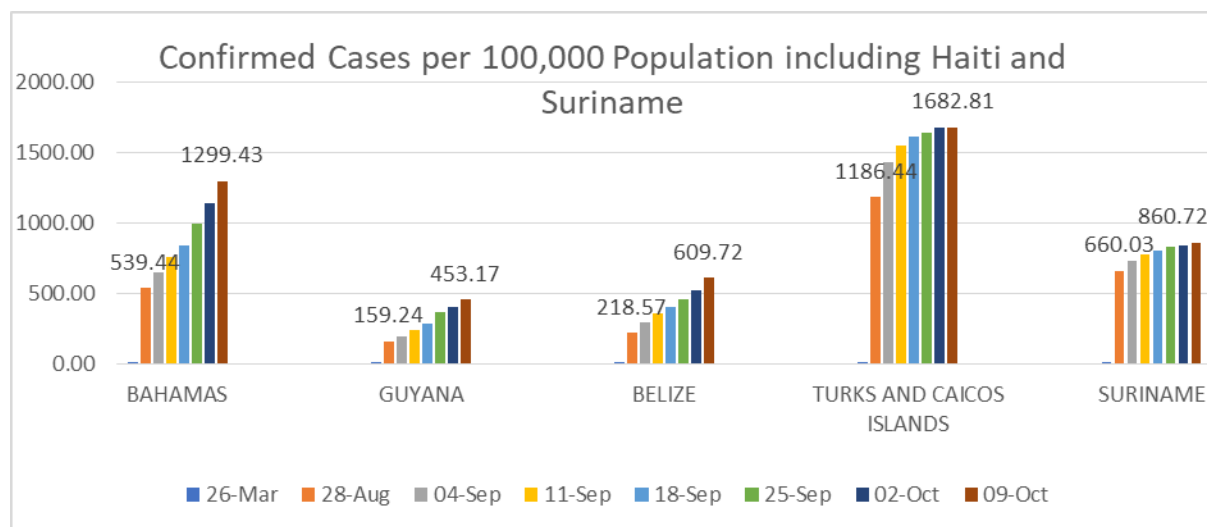
**CHART 3: NUMBER OF CONFIRMED CASES PER 100,000 POPULATION-
CARICOM WITH AND WITHOUT HAITI 26 MARCH-9 OCTOBER 2020**



**CHART 3A: NUMBER OF CONFIRMED CASES PER 100,000 POPULATION –
SELECTED COUNTRIES 26 MARCH– 9 OCTOBER 2020**



**CHART 3B: NUMBER OF CONFIRMED CASES PER 100,000 POPULATION –
SELECTED COUNTRIES (INCLUDING SURINAME AND TURKS AND CAICOS
ISLANDS)
26 MARCH– 9 OCTOBER 2020**



Special Topic Bulletin - COVID 19

CHART 3C: NUMBER OF CONFIRMED CASES PER 100,000 POPULATION – BERMUDA AND CAYMAN ISLANDS -26 MARCH– 9 OCTOBER 2020

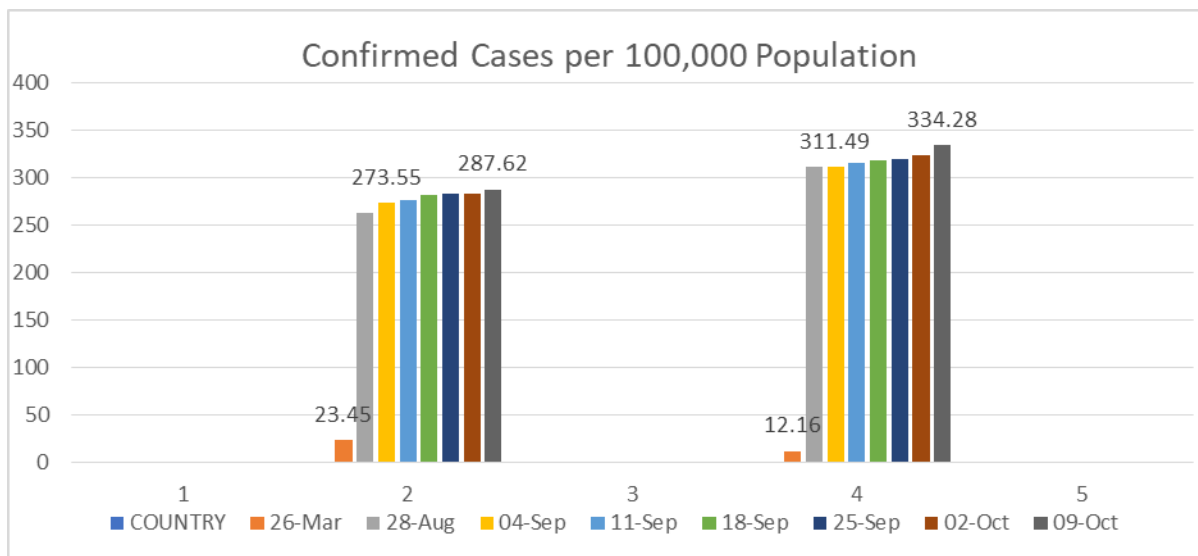
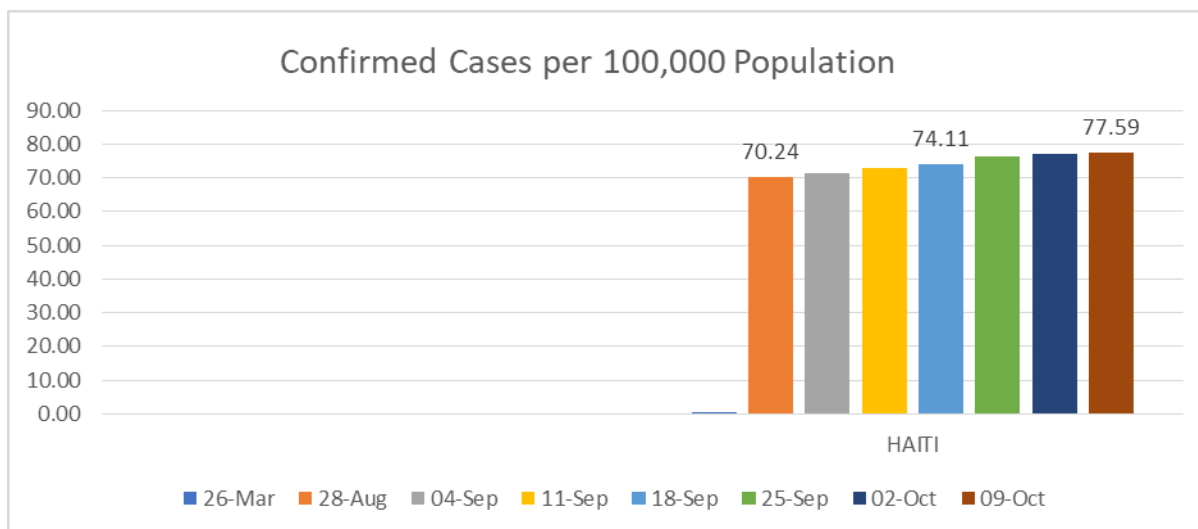
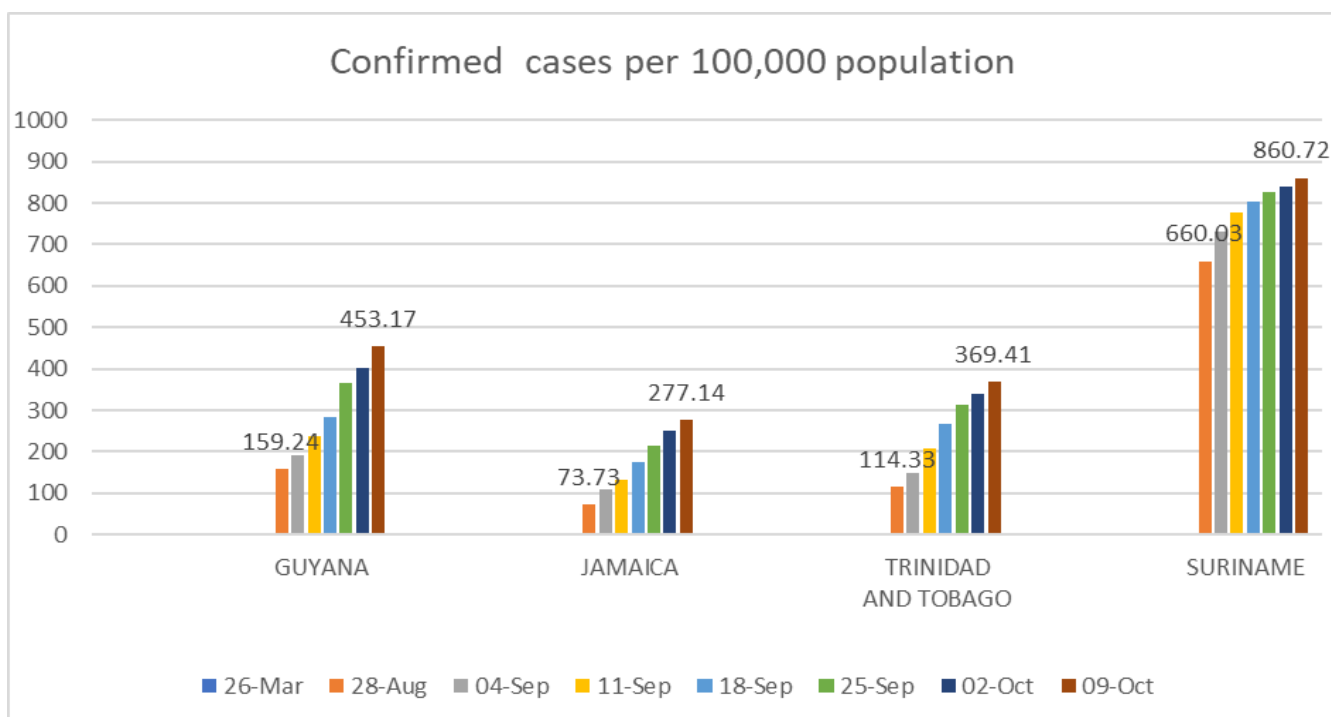


CHART 3D: NUMBER OF CONFIRMED CASES PER 100,000 POPULATION- HAITI - 26 MARCH– 9 OCTOBER 2020

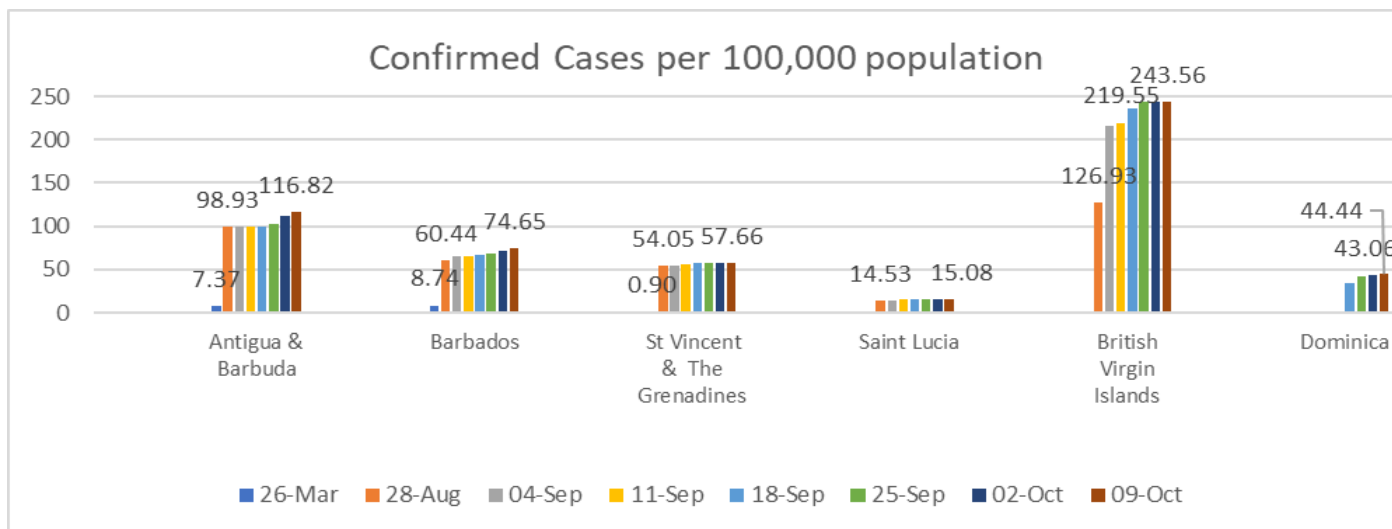


Special Topic Bulletin - COVID 19

**CHART 3E: NUMBER OF CONFIRMED CASES PER 100,000 POPULATION
GUYANA, JAMAICA, TRINIDAD AND TOBAGO AND SURINAME
26 MARCH– 9 OCTOBER 2020**



**CHART 3F: NUMBER OF CONFIRMED CASES PER 100,000 POPULATION
ANTIGUA AND BARBUDA, BARBADOS, ST. VINCENT AND THE GRENADINES
SAINT LUCIA, BRITISH VIRGIN ISLANDS AND DOMINICA
26 MARCH– 9 OCTOBER 2020**



Special Topic Bulletin - COVID 19
**TABLE 3: NUMBER OF DEATHS PER 100,000 POPULATION
28 AUGUST– 9 OCTOBER 2020**

	DATE						
	28– August	04– September	11– September	18 - September	25 - September	02- October	09- October
CARICOM - ALL COUNTRIES	2.35	2.79	3.19	3.52	3.96	4.37	4.75
CARICOM EXCL. HAITI	3.14	4.10	5.04	5.80	6.83	7.83	8.77
ANTIGUA AND BARBUDA	3.16	3.16	3.16	3.16	3.16	3.16	3.16
THE BAHAMAS	13.11	18.36	20.19	23.08	26.75	29.37	31.47
BARBADOS	2.55	2.55	2.55	2.55	2.55	2.55	2.55
BERMUDA	14.07	14.07	14.07	14.07	14.07	14.07	14.07
BELIZE	3.01	3.77	4.77	5.02	5.78	7.03	8.79
BRITISH VIRGIN ISLANDS	3.43	3.43	3.43	3.43	3.43	3.43	3.43
CAYMAN ISLANDS	1.52	1.52	1.52	1.52	1.52	1.52	1.52
GUYANA	4.72	5.94	7.02	8.37	9.85	11.47	13.50
HAITI	1.76	1.86	1.89	1.94	1.99	2.01	2.02
JAMAICA	0.70	1.21	1.65	2.38	3.48	4.77	5.65
MONTSERRAT	20.00	20.00	20.00	20.00	20.00	20.00	20.00
SURINAME	11.32	12.86	15.95	16.47	17.50	18.01	18.18
TRINIDAD & TOBAGO	1.40	2.28	3.68	4.41	5.15	5.59	6.55
TURKS AND CAICOS ISLANDS	7.26	12.11	12.11	12.11	12.11	14.53	14.53

Note: The number of deaths per 100,000 population is adjusted by the corresponding population of countries. Please check previous issues for rates for earlier periods.

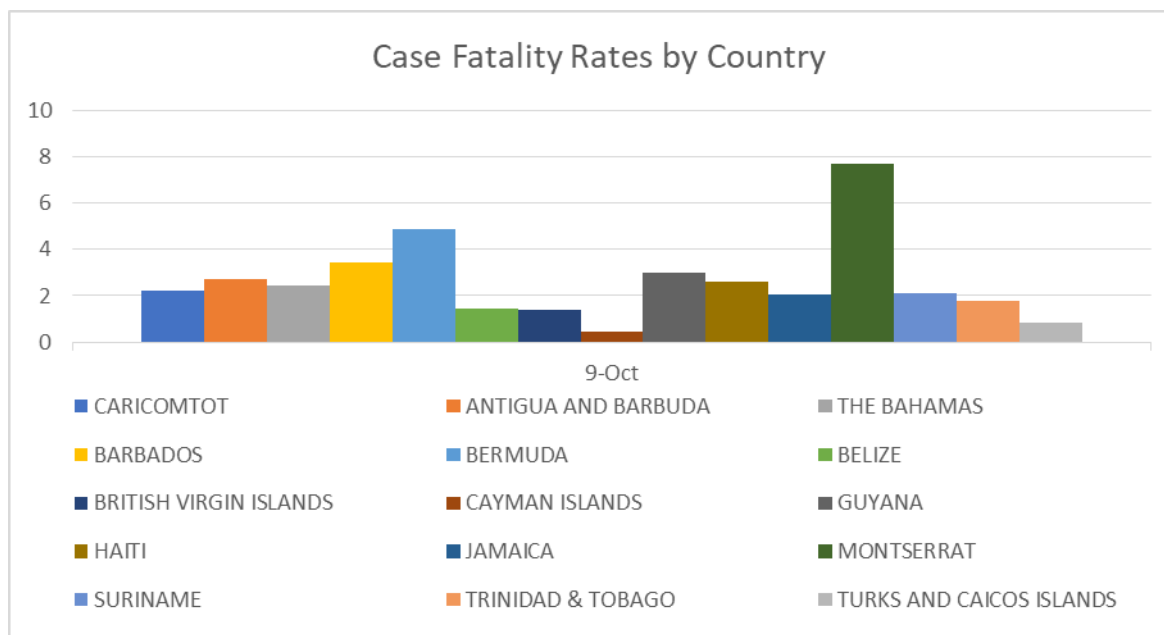
Special Topic Bulletin - COVID 19
**TABLE 3A: DEATHS AS A PERCENTAGE OF THE NUMBER OF
CONFIRMED CASES– CASE FATALITY RATES –28 AUGUST – 9 OCTOBER**

	DATE						
COUNTRY	28- August	04- September	11- September	18 - September	25 - September	02- October	09- October
CARICOM-ALL COUN- TRIES	2.0	2.1	2.1	2.1	2.1	2.2	2.2
ANTIGUA AND BARBUDA	3.2	3.2	3.2	3.2	3.1	2.8	2.7
THE BAHAMAS	2.4	2.8	2.7	2.7	2.7	2.6	2.4
BARBADOS	4.2	3.9	3.9	3.8	3.7	3.6	3.4
BERMUDA	5.4	5.1	5.1	5.0	5.0	5.0	4.9
BELIZE	1.4	1.3	1.3	1.3	1.3	1.3	1.4
BRITISH VIRGIN ISLANDS	2.9	1.6	1.6	1.4	1.4	1.4	1.4
CAYMAN ISLANDS	0.5	0.5	0.5	0.5	0.5	0.5	0.5
GUYANA	3.0	3.1	2.9	2.9	2.7	2.9	3.0
HAITI	2.5	2.5	2.6	2.6	2.6	2.6	2.6
JAMAICA	0.9	1.1	1.2	1.4	1.6	1.9	2.0
MONTSERRAT	7.7	7.7	7.7	7.7	7.7	7.7	7.7
SURINAME	1.7	1.8	2.1	2.0	2.1	2.1	2.1
TRINIDAD & TOBAGO	1.2	1.5	1.8	1.6	1.6	1.6	1.8
TURKS AND CAICOS ISLANDS	0.6	0.8	0.8	0.7	0.7	0.9	0.9

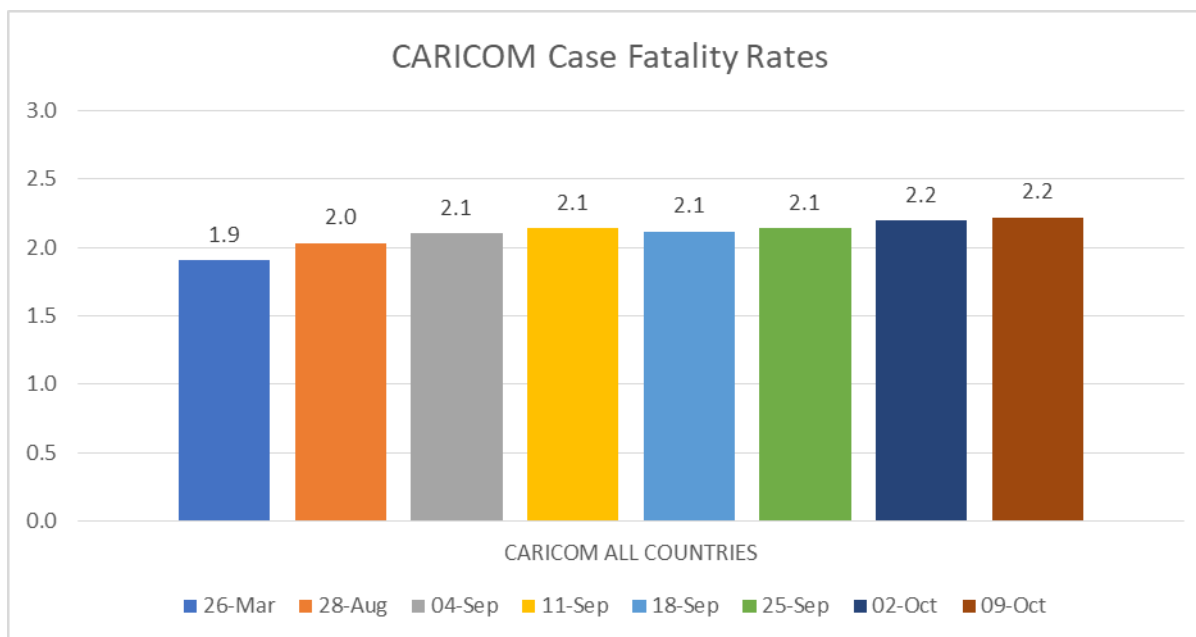
Note: The number of deaths to confirmed cases reflects a fatality rate that does not take the population size into consideration. Please check previous issues for values for earlier periods.

Special Topic Bulletin - COVID 19

**CHART 4: DEATHS AS A PERCENTAGE OF CONFIRMED CASES-
ALL COUNTRIES-CASE FATALITY RATES AS AT 9 OCTOBER 2020**

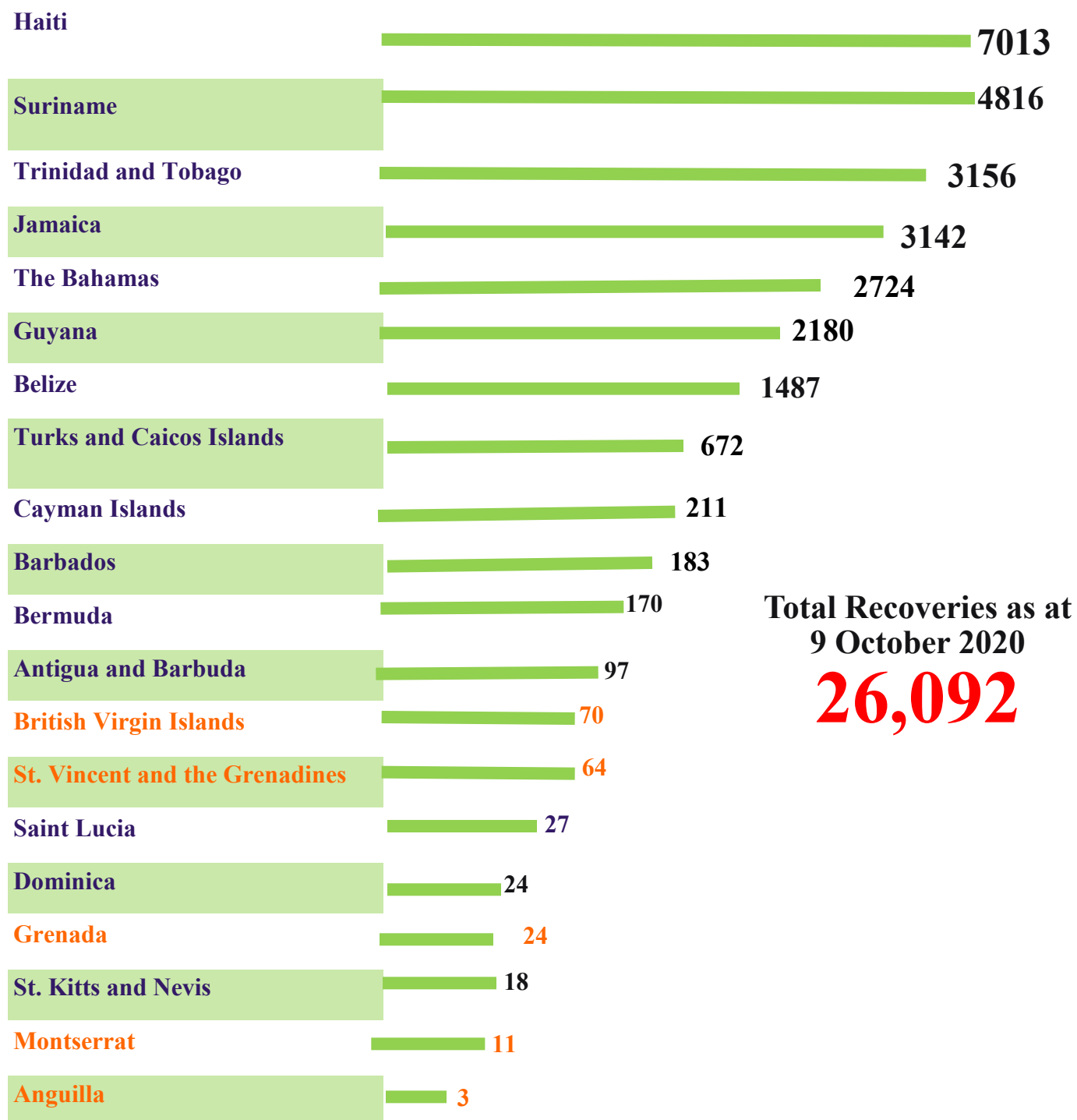


**CHART 4A: CARICOM—ALL COUNTRIES- CASE FATALITY RATES
26 MARCH - 9 OCTOBER**



Special Topic Bulletin - COVID 19

SUMMARY OF RECOVERED CASES AS AT 9 OCTOBER 2020



FOR COUNTRIES SHOWN IN ORANGE, ALL ACTIVE CASES HAVE RECOVERED .

Special Topic Bulletin - COVID 19

TABLE 4: ACTIVE CASES, RECOVERIES, NUMBER OF TESTS CONDUCTED AND HOSPITALISATIONS AS AT 9 OCTOBER 2020

COUNTRY	CONFIRMED	RECOVERIES	ACTIVE	NO. OF	HOSPITALISATIONS
Haiti	8854	7013	1611	29336	
Suriname	5018	4816	96	15820	29
Trinidad and Tobago	5021	3156	1776	30208	115
Jamaica	7559	3142	4179	84146	138
The Bahamas	4955	2724	2093	24251	112
Guyana	3358	2180	1078	15568	
Belize	2427	1487	905	17072	
Turks and Caicos Islands	695	672	16	3640	1
Cayman Islands	220	211	8	40820	0
Barbados	205	183	15	26971	
Bermuda	184	170	5	69671	0
Antigua and Barbuda	111	97	11	3085	
British Virgin Islands	71	70	0	5193	
St Vincent and the Grenadines	64	64	0	5495	0
Saint Lucia	28	27	1	8630	0
Dominica	32	24	8	3747	
Grenada	24	24	0	1125	0
St Kitts and Nevis	19	18	1	2589	
Montserrat	13	11	0	383	0
Anguilla	3	3	0	662	0
Total	38,861	26,092	11,803	388,412	

Note: The table is sorted by descending order of recoveries.

All active cases in **Anguilla, British Virgin Islands, Grenada, Montserrat, and St Vincent and the Grenadines** have recovered up to the end of the reporting period **9 October**.

The following countries **had no active cases** in past reporting periods and now have active cases: **Saint Lucia (1) St Kitts and Nevis (1), Bermuda (5), Cayman Islands (8), Dominica (8), Antigua and Barbuda (11), Barbados (15), Turks and Caicos Islands (16), Suriname (96), Belize (905) and Trinidad and Tobago (1776).**

Guyana has 1078 active cases, The Bahamas has 2093 active cases, Haiti, 1611 and Jamaica, 4179.

Ten (10) countries have 10 or less active cases, 2 less than for the last reporting period.

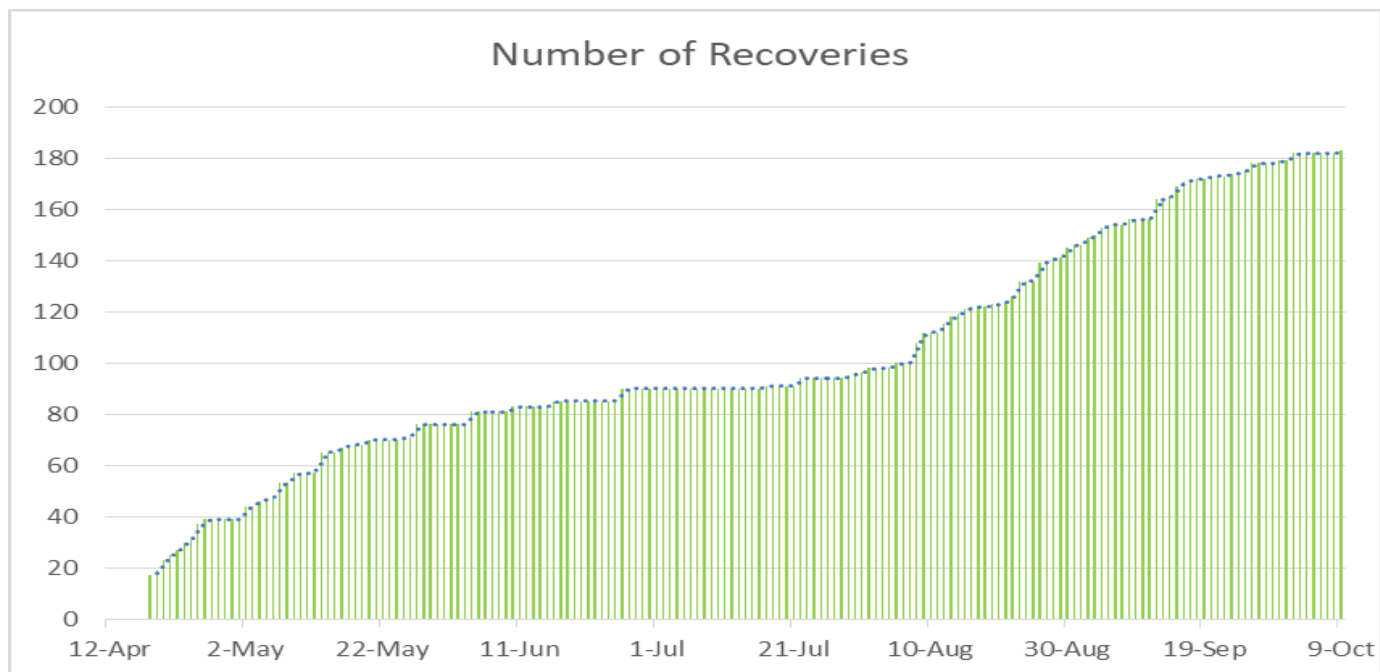
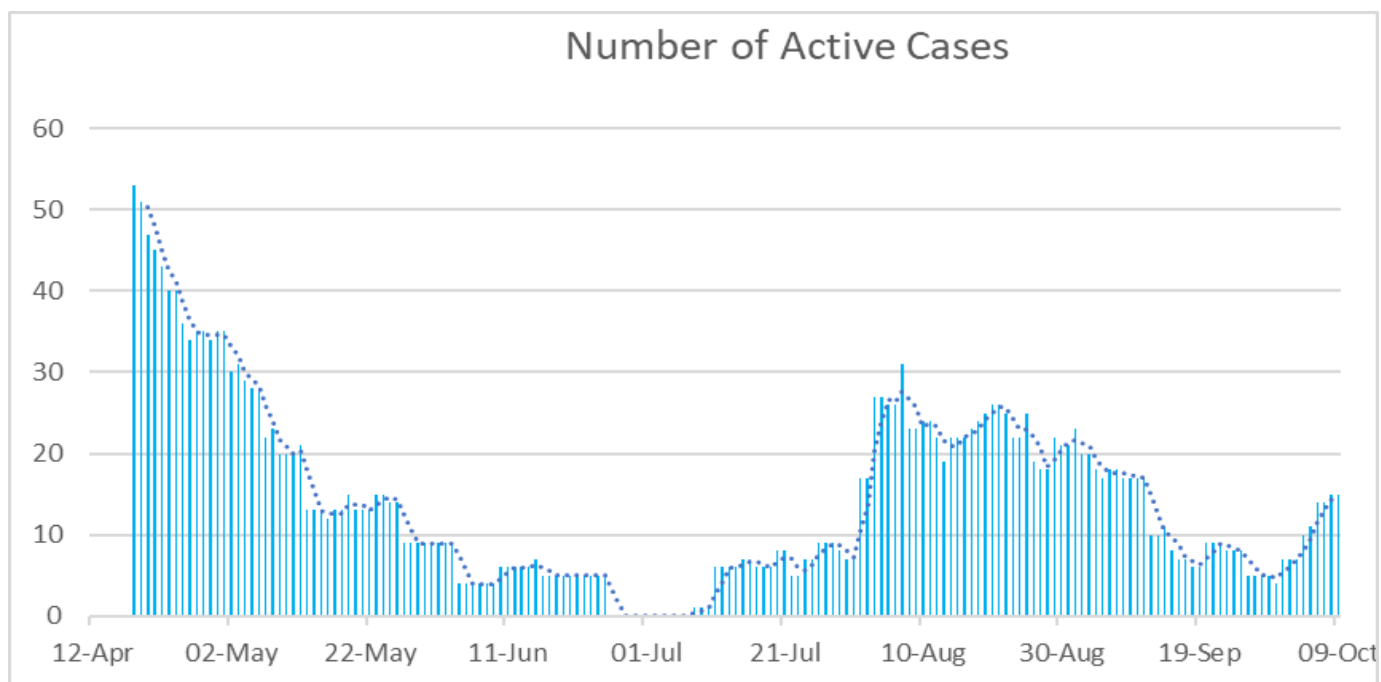
Special Topic Bulletin - COVID 19

Table 5: NUMBER OF TESTS AND RATE PER 100,000 POPULATION – AS AT 9 OCTOBER 2020

COUNTRY	NO. OF TESTS	NO. OF TESTS PER 100,000
Anguilla	662	4413.3
Antigua and Barbuda	3085	3246.9
Bahamas	24,251	6359.8
Barbados	26,971	9820.7
Belize	17,072	4288.9
Bermuda	69,671	108,906.9
British Virgin Islands	5193	17,814.1
Cayman Islands	40,820	62,024.2
Dominica	3747	5204.2
Grenada	1125	1009.3
Guyana	15,568	2100.9
Haiti	29336	257.1
Jamaica	84,146	3085.1
Montserrat	383	7660.0
Saint Lucia	8630	4821.2
St Kitts and Nevis	2589	4884.9
St Vincent and the Grenadines	5495	4950.5
Suriname	15,820	2713.6
Trinidad and Tobago	30,208	2222.5
Turks and Caicos Islands	3640	8813.6

Note: The top five countries based on the number of tests per 100,000 population are: **Bermuda, (108,906.9), Cayman Islands (62,024.2), British Virgin Islands (17,814.1), Barbados (9820.7) and Turks and Caicos Islands (8813.6)** in that order.

It is not known whether these tests are a mix of Rapid Tests and PCR or [Polymerase Chain Reaction testing](#). Wherever this is known, the Rapid Tests are removed from the total number of tests conducted. However, a few countries have been able to obtain PCR-based testing equipment from other countries such as the United Kingdom.

CHART 5: NUMBER OF RECOVERIES - BARBADOS**18 APRIL - 9 OCTOBER 2020****CHART 5A: NUMBER OF ACTIVE CASES - BARBADOS****18 APRIL - 9 OCTOBER 2020**

Special Topic Bulletin - COVID 19

CHART 5B: NUMBER OF RECOVERIES - JAMAICA
18 APRIL– 9 OCTOBER 2020

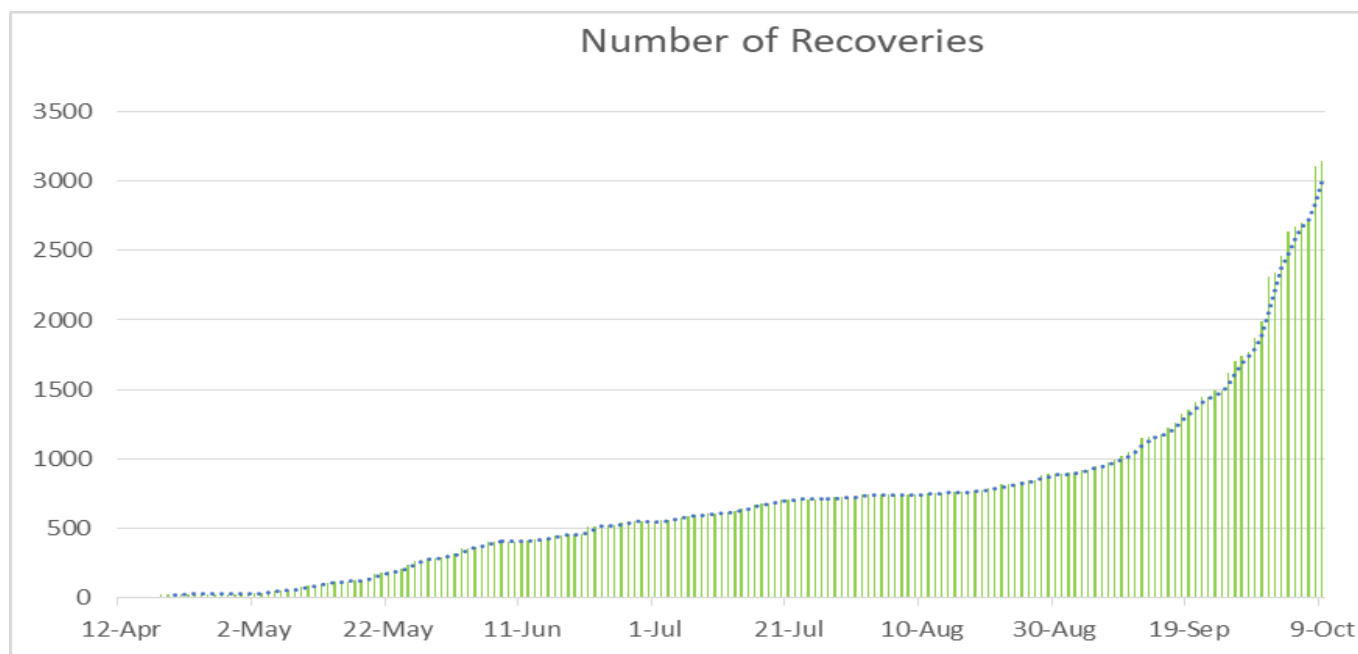
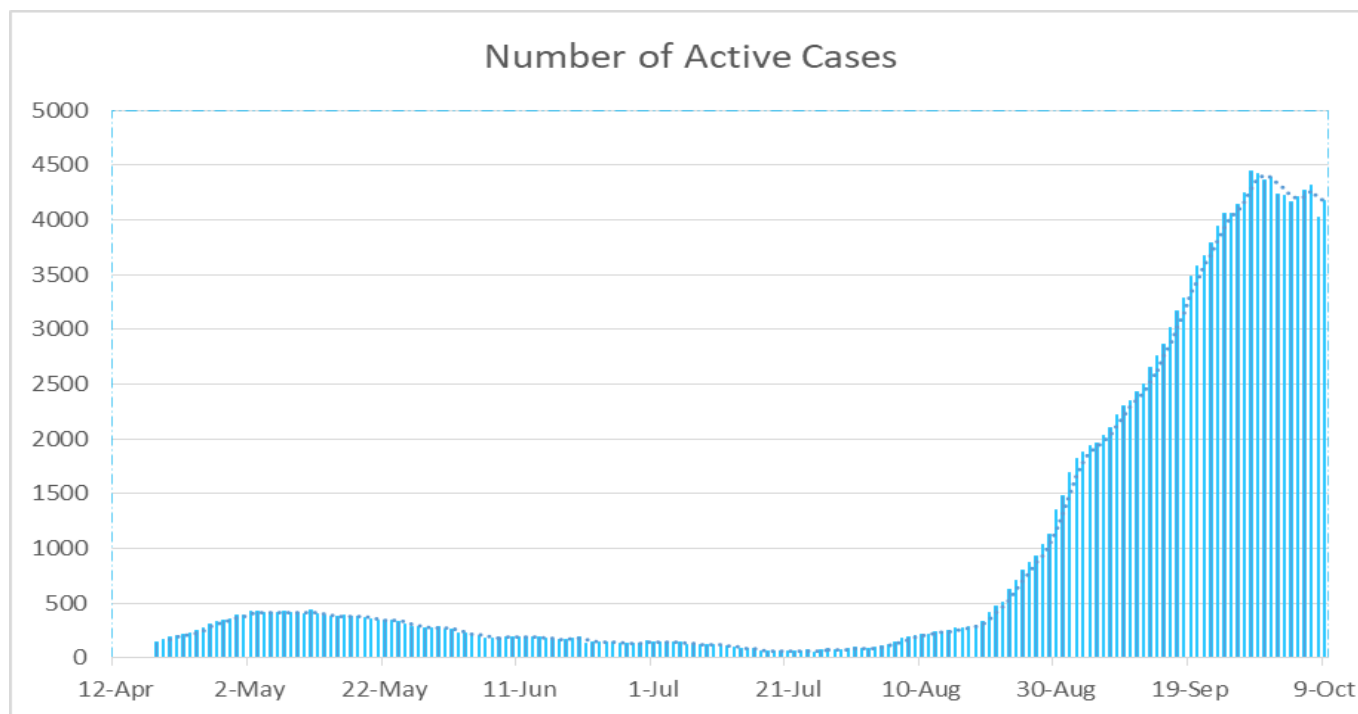


CHART 5C: NUMBER OF ACTIVE CASES - JAMAICA
18 APRIL - 9 OCTOBER 2020



Special Topic Bulletin - COVID 19

CHART 5D: NUMBER OF RECOVERIES - TRINIDAD AND TOBAGO
18 APRIL - 9 OCTOBER 2020

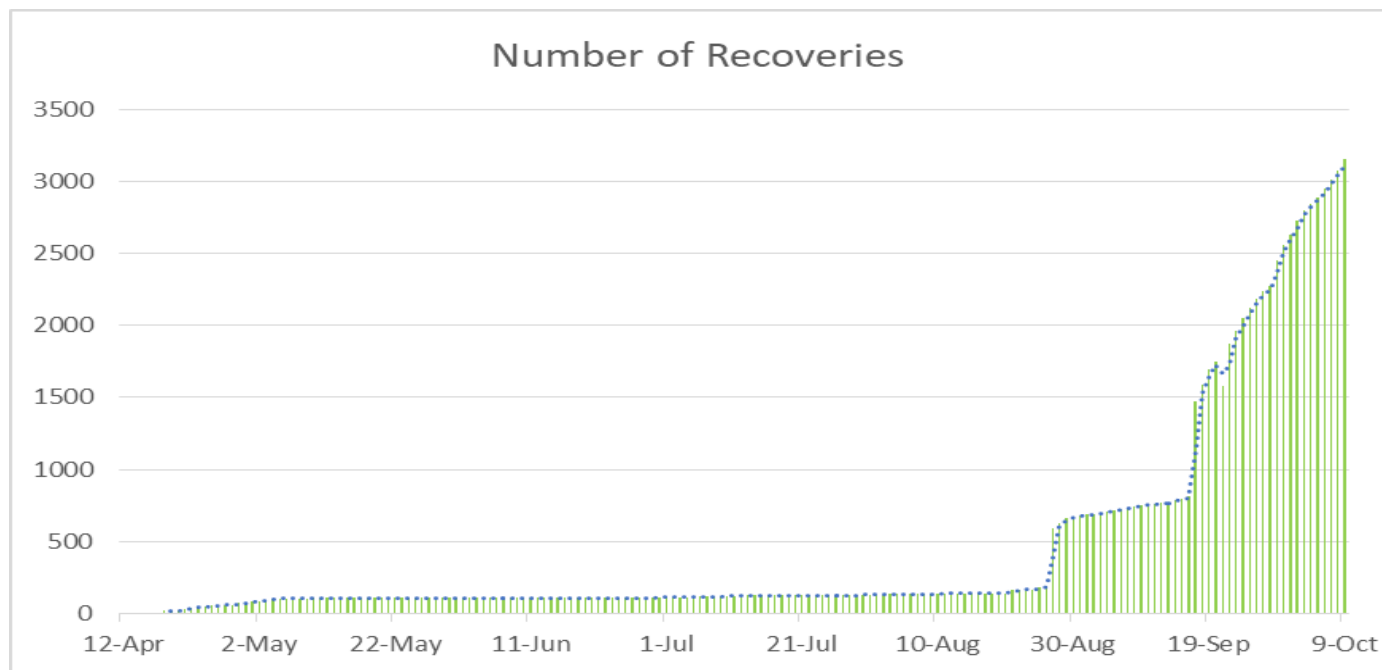
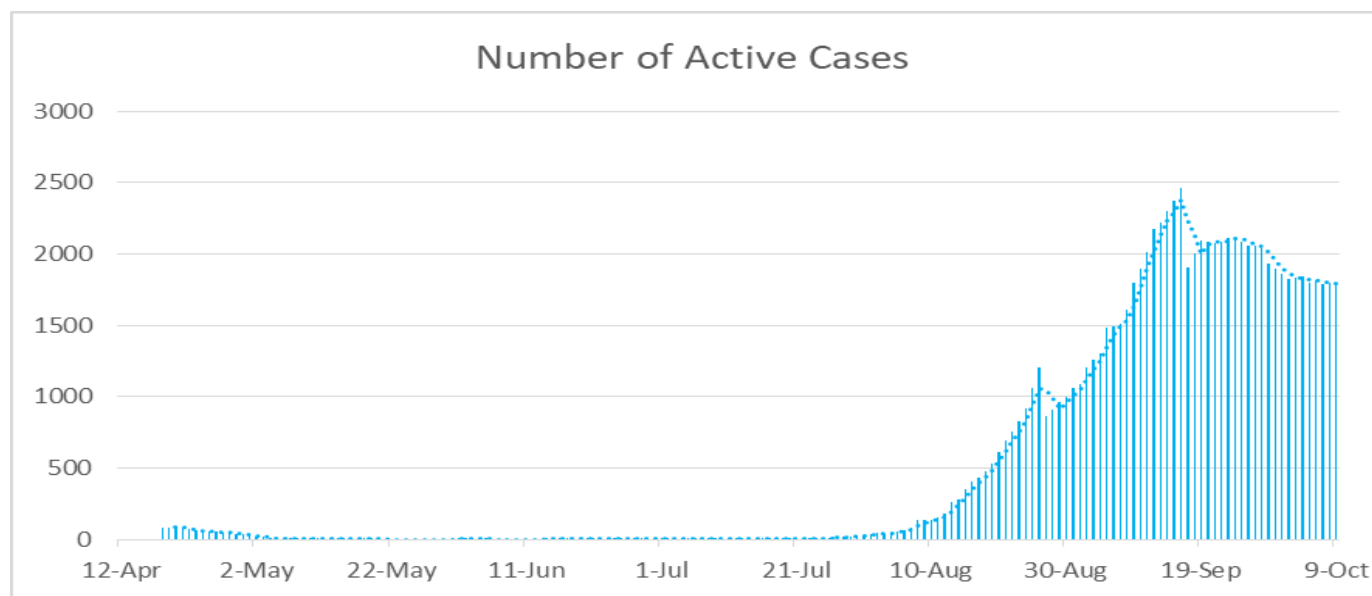


CHART 5E: NUMBER OF ACTIVE CASES- TRINIDAD AND TOBAGO
18 APRIL - 9 OCTOBER 2020



Special Topic Bulletin - COVID 19

CHART 5F: NUMBER OF RECOVERIES - BERMUDA
18 APRIL - 9 OCTOBER 2020

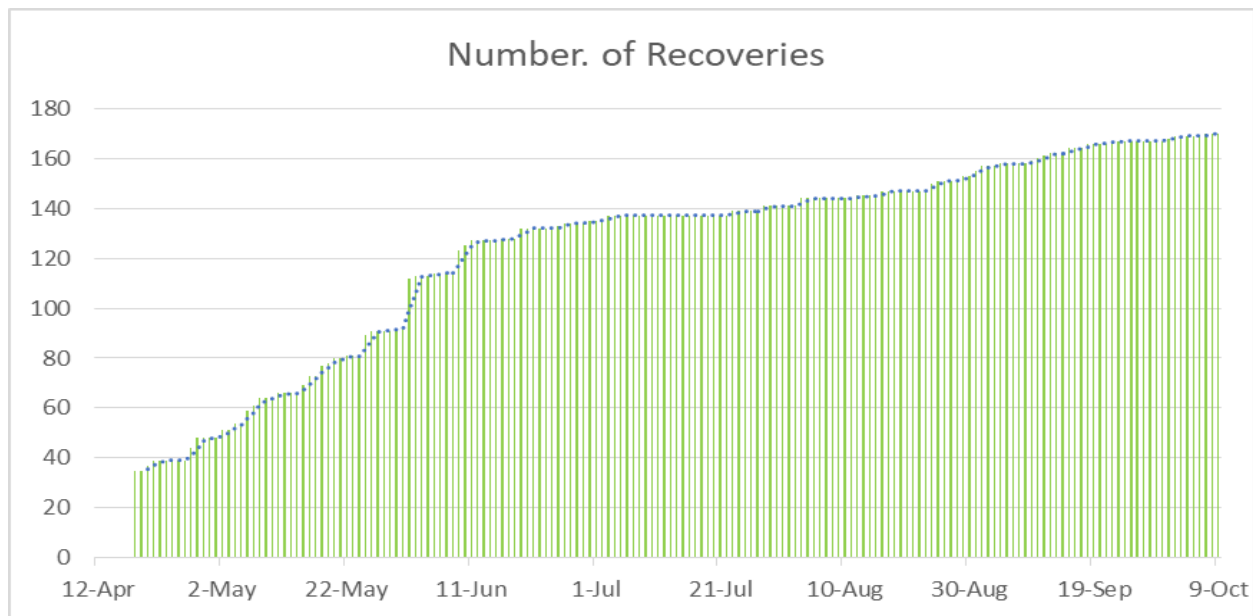
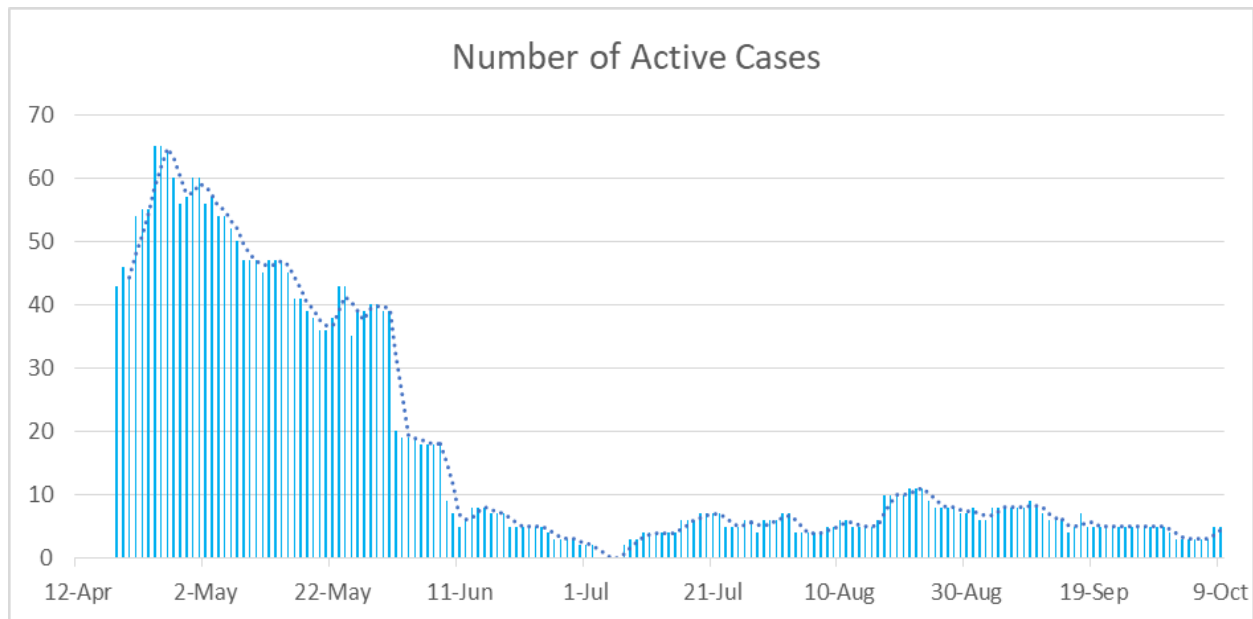






CHART 5G: NUMBER OF ACTIVE CASES - BERMUDA
18 APRIL - 9 OCTOBER 2020



Special Topic Bulletin - COVID 19

TABLE 6: APPROXIMATE MODE OF TRANSMISSION - SELECTED COUNTRIES AS AT 9 OCTOBER 2020

Country	Imported Transmission 	Local Transmission  Local	Community/Unknown 	Under Investigation 
Trinidad and Tobago ^e	114	185	1	194
Bermuda	73	90	21	0
Jamaica	488	1096	416	5559
St. Vincent and the Grenadines	57	7	-	-
Belize ^e	47	357	2	46
Antigua and Barbuda	71	40		
Haiti ^e	152	8702		

Note: There are differences in the classification of Mode of transmission. In the case of Jamaica, approximately 236 cases from a work place cluster is placed under local transmission. Antigua and Barbuda classifies its mode of transmission as imported/ non-imported. Trinidad and Tobago and Jamaica have declared that they are experiencing Community Transmission. Column 3, Community/Unknown, therefore shows a combination of Community Transmission and Local/Unknown Transmission i.e. with no Epidemiological Link. The current cases that are listed in that column for all countries including Trinidad and Tobago relate to Local Transmission unknown /no epidemiological link. However it is expected that in the future there may be cases that display Community Transmission. **The differences between the figures in the Table and the total confirmed cases for the respective countries represent unclassified or not stated cases relative to modes of transmission. No updates are available for some countries.** Please see Issue 2 for explanations on Mode of Transmission.

TABLE 7: CONFIRMED CASES BY SEX - SELECTED COUNTRIES AS AT 9 OCTOBER 2020



Country			Not Stated/ Remarks
Haiti	5162	3692	
Jamaica	3396	4139	24
Guyana	1782	1576	
Belize	1312	1115	
Trinidad and Tobago ^e	2696	2325	
Cayman Islands	114	106	
Barbados	92	113	
Bermuda ^e	85	99	
British Virgin Islands	37	34	

CHART 6: ANTIGUA AND BARBUDA

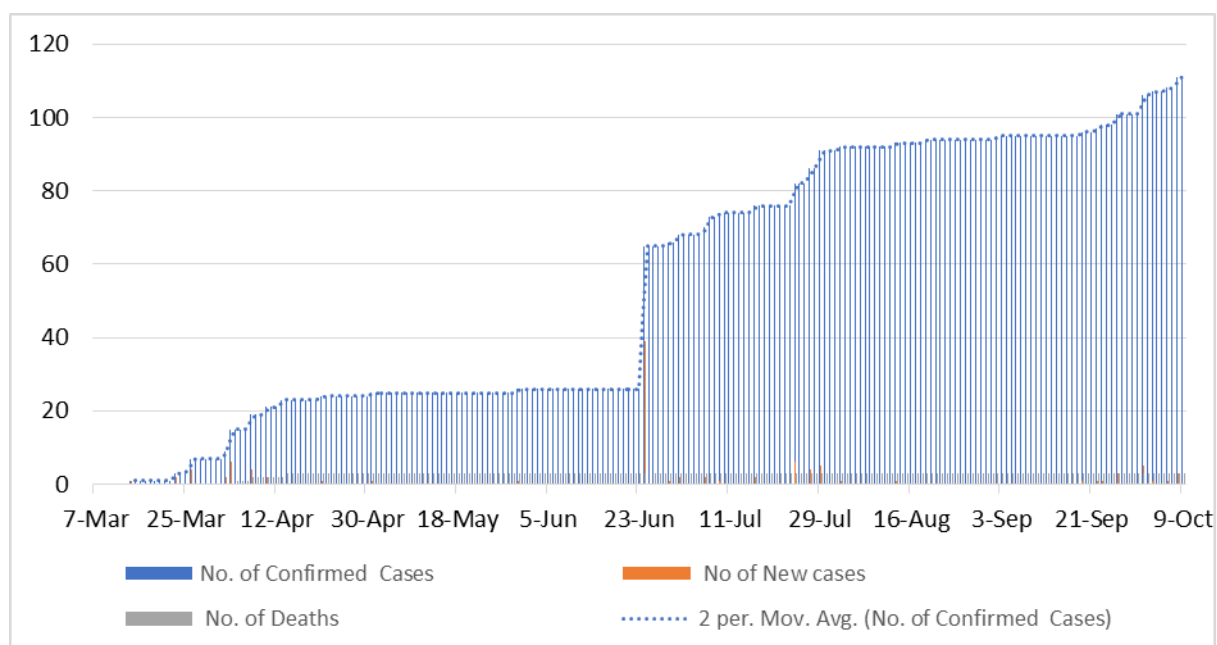
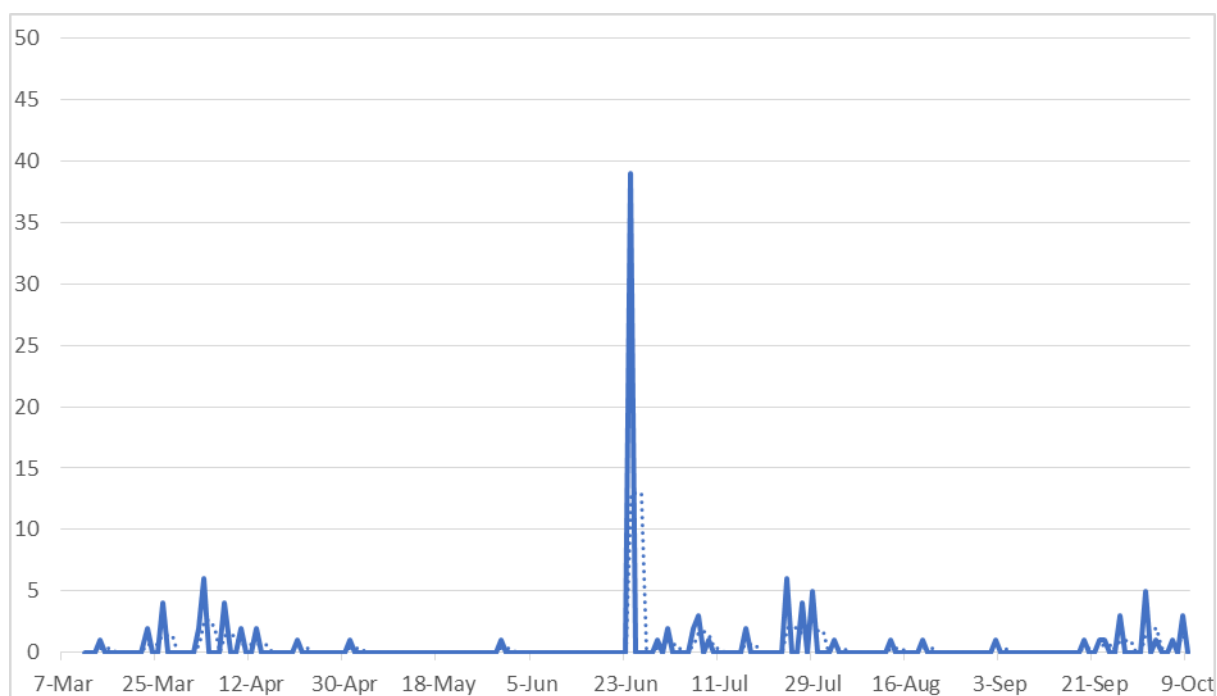
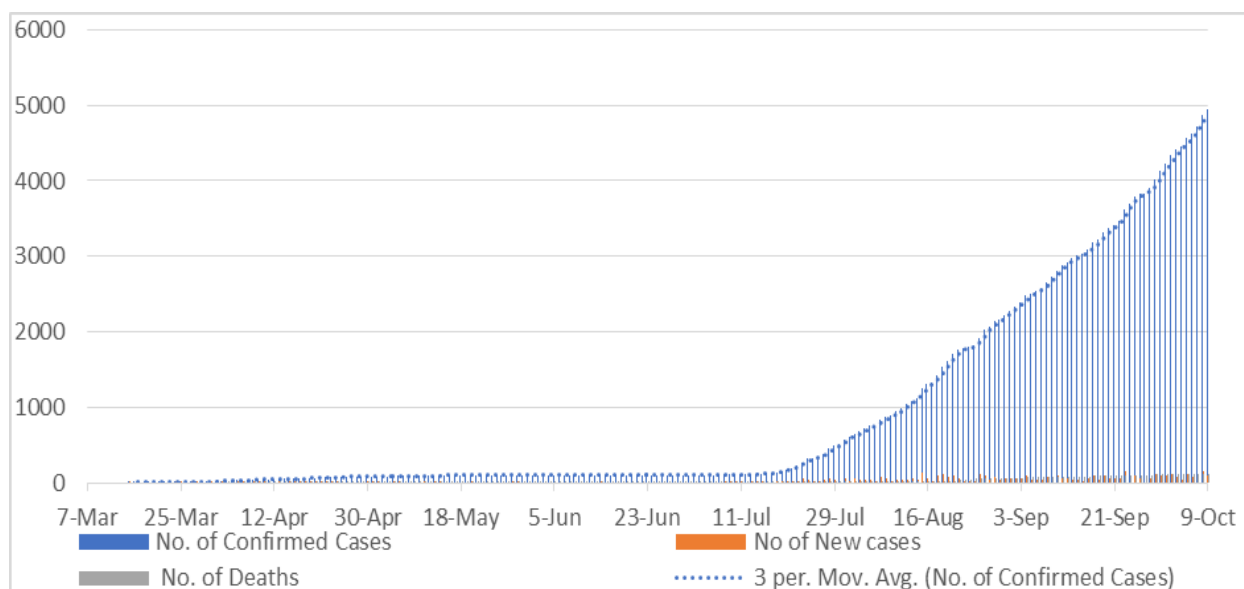
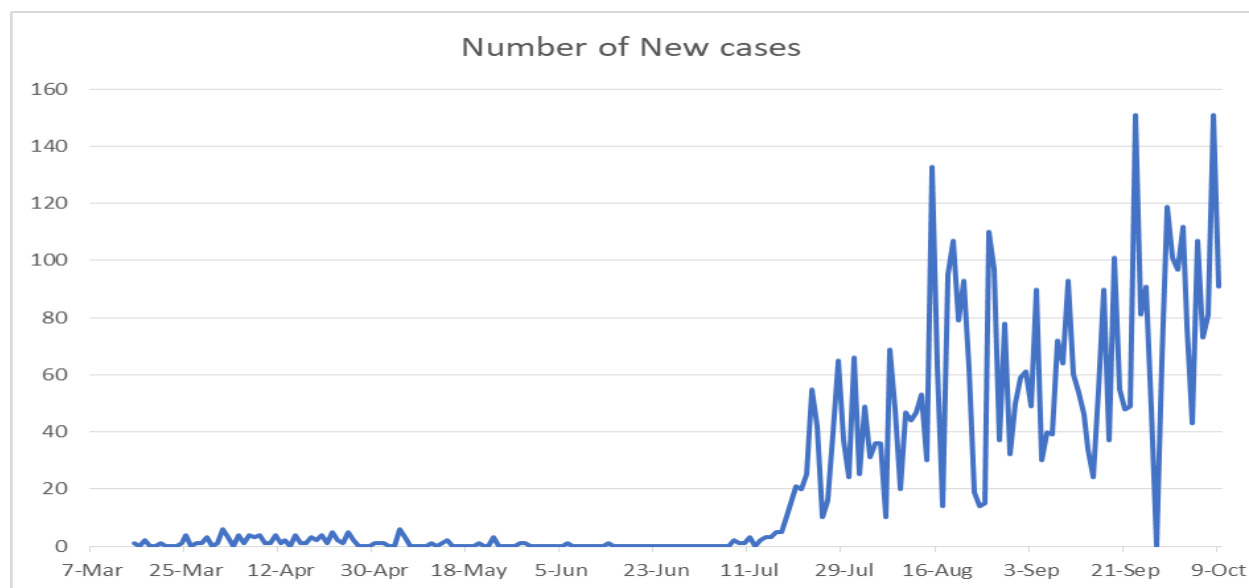


CHART 6A: ANTIGUA AND BARBUDA



Note: Antigua and Barbuda had **5 new cases** during the current reporting period, **3-9 October**, as compared to **8 new cases** during the last reporting period **26 September- 2 October**. The total number of cases stood at **111** as at **9 October**, with **11 active cases**.

CHART 7: THE BAHAMAS**CHART 7A: THE BAHAMAS**

Note: The Bahamas had **623 new cases** during the current reporting period, **3-9 October** as compared to **542 new cases 26 September-2 October**. The number of confirmed cases increased to **4955** as at **9 October** with **active cases** at **2093**. The substantial increase in the number of new cases for The Bahamas from early July is evident in **Chart 7A**.

As at **9 October**, there are **120 (+8) deaths** of COVID-19 patients, **including 14 deaths** that are under investigation and **excluding 18 deaths** of persons tested positive for COVID-19 that are classified as being due to non-COVID-19 causes. The overall number of deaths of COVID-19 positive persons in The Bahamas is **138 (+9)**.

Special Topic Bulletin - COVID 19

CHART 8: BARBADOS

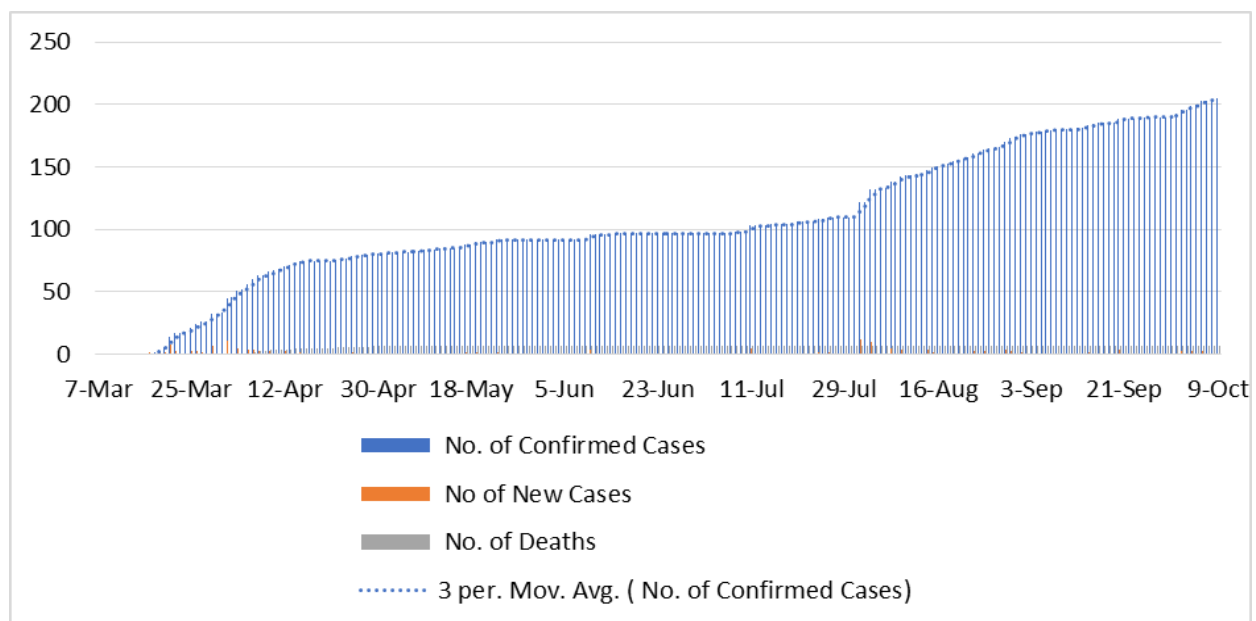
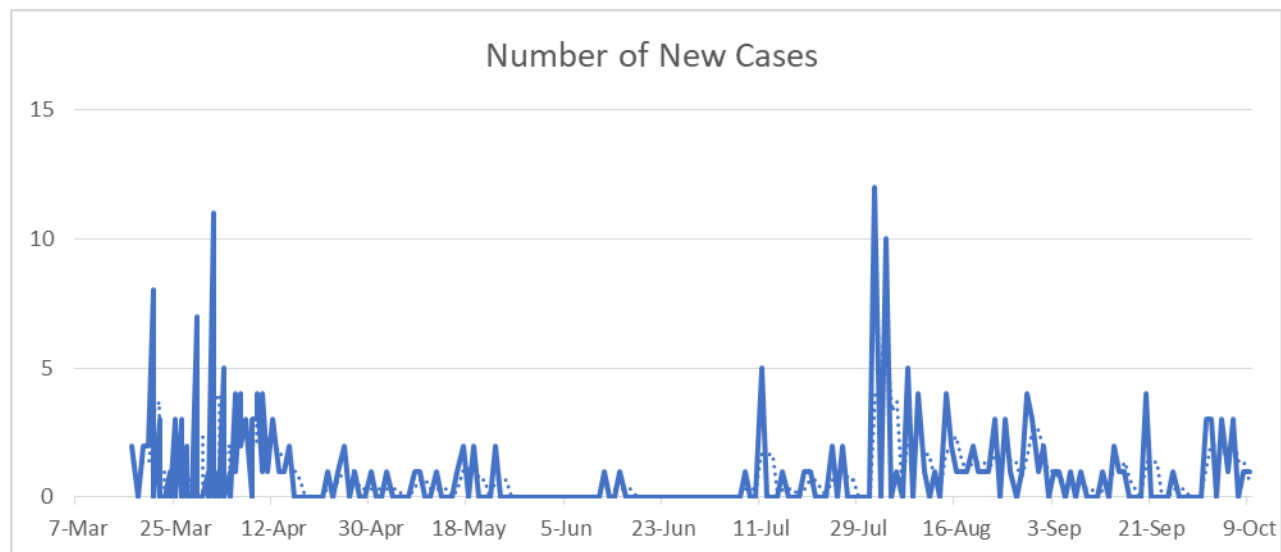


CHART 8A: BARBADOS



Note: Barbados had **9 new cases** during the current reporting period, **3-9 October** as compared to **6 new cases** during the last reporting period, **26 September – 2 October** . The number of confirmed cases stood at **205** as at **9 October** with **15 active cases**. The increase in the number of new cases from mid-July is evident in **Chart 8A**.

Special Topic Bulletin - COVID 19

CHART 9: BELIZE

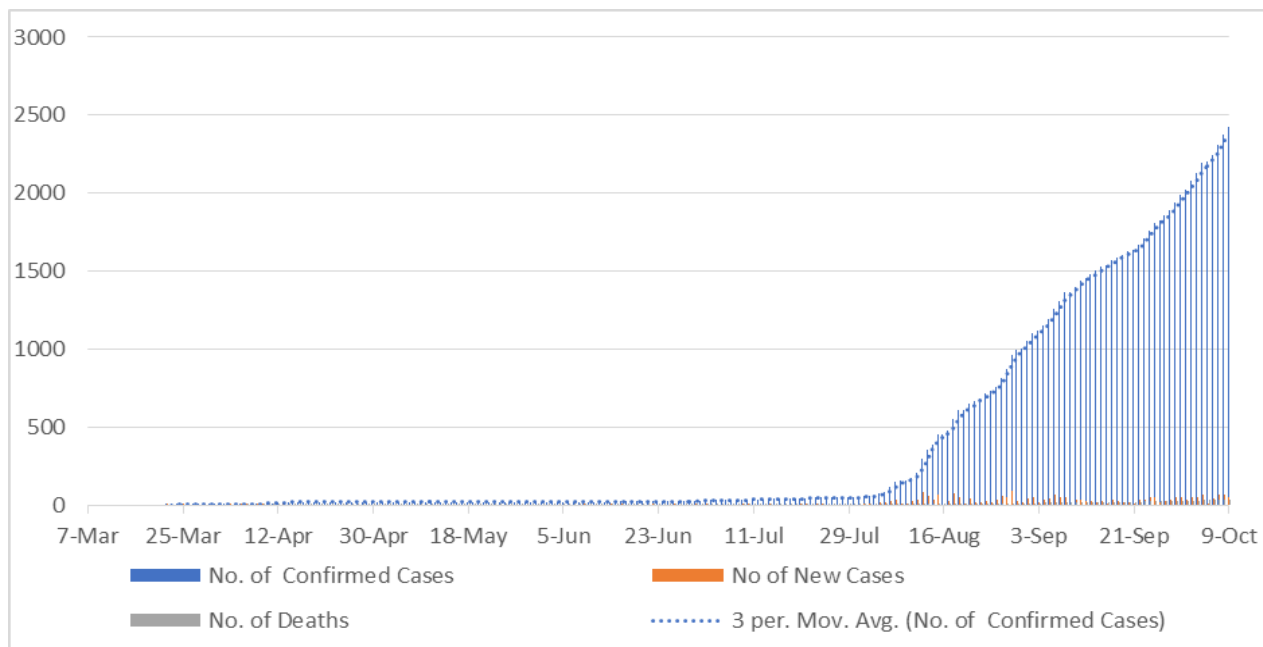
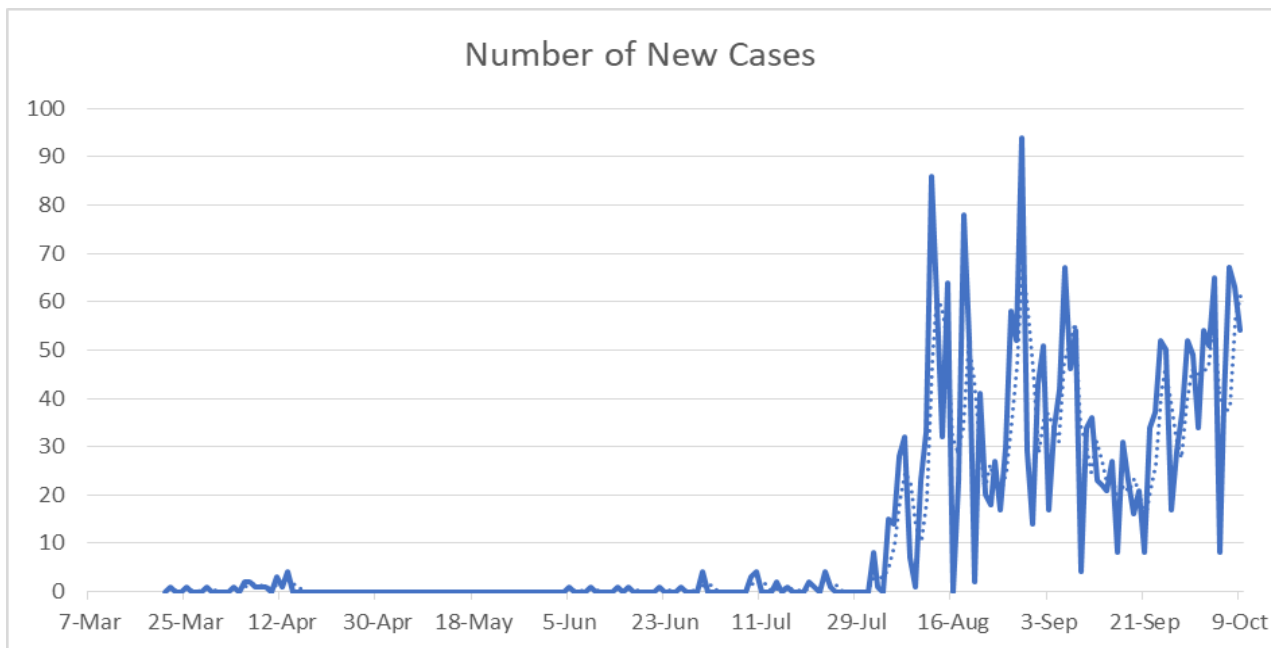


CHART 9A: BELIZE



Note: Belize had **347 new cases** during the current reporting period, **3-9 October** as compared to **272 new** during **26 September- 2 October**. The number of confirmed cases increased to **2427** as at **9 October** with **905 active cases** and **35 deaths (+7)**. The increase in the number of new cases is evident in **Chart 9A**.

CHART 10: DOMINICA

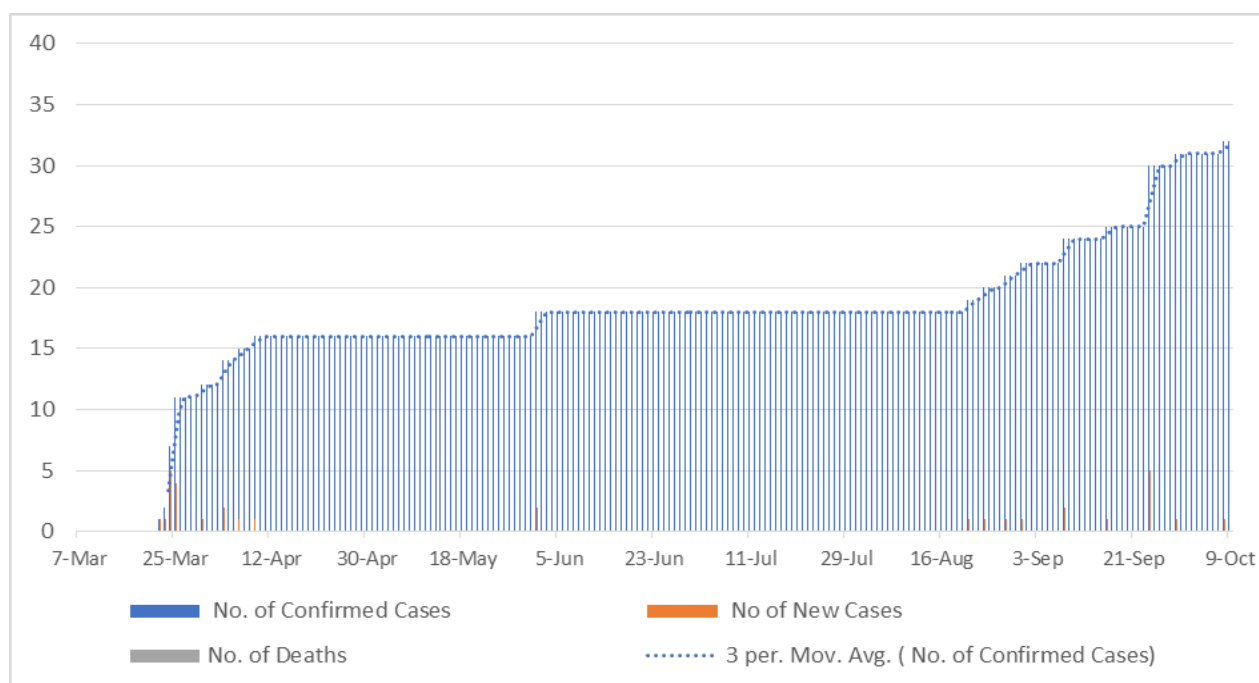
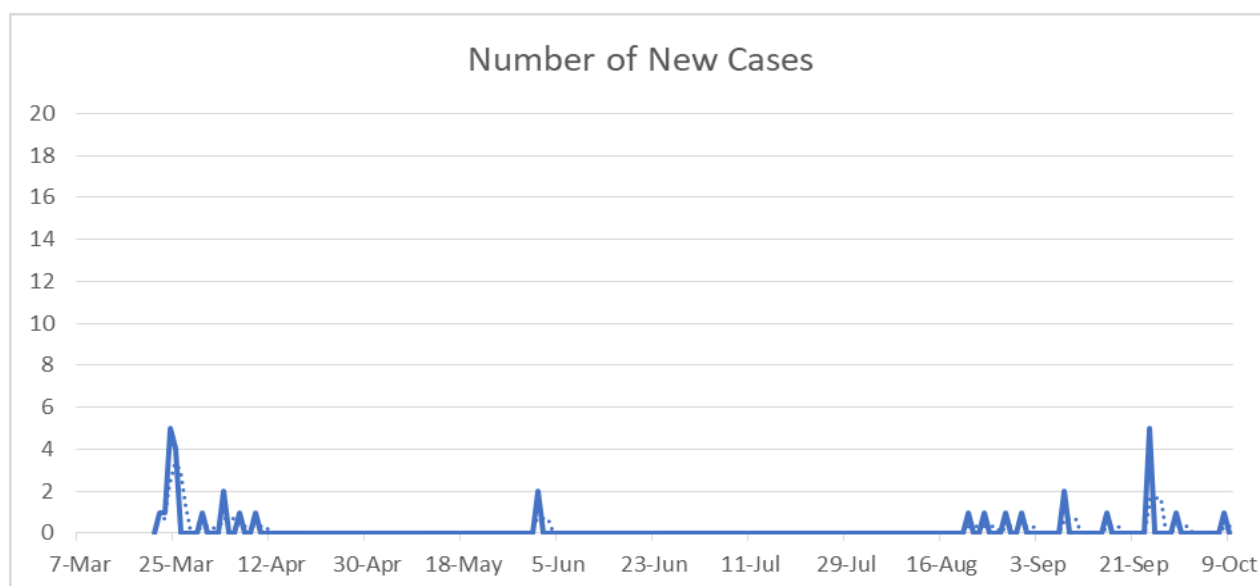


CHART 10A: DOMINICA



Note: Dominica had **1 new case** during the current reporting period, **3-9 October** similar to the last reporting period **26 September- 2 October**. The number of confirmed cases stood at **32** as at **9 October** with **8 active cases**.

Special Topic Bulletin - COVID 19

CHART 11: GRENADA

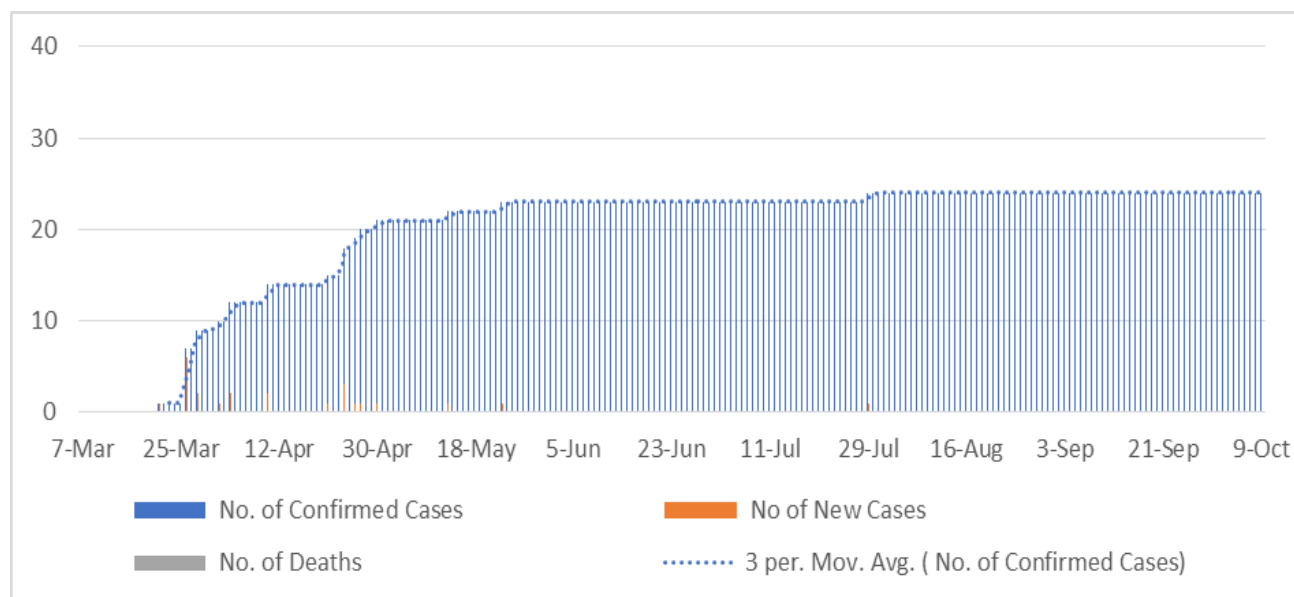
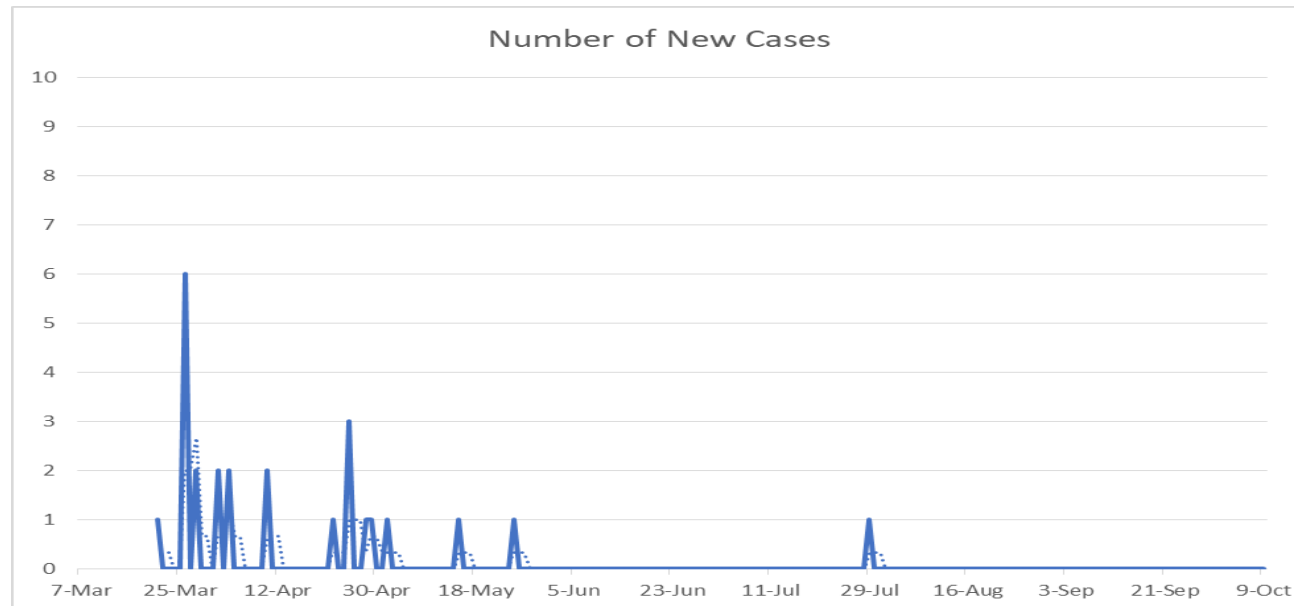


CHART 11A: GRENADA



Note: Grenada had **no new cases** during the current reporting period **3-9 October**, similar to the last 9 reporting periods. The last new confirmed case for Grenada was on **29 July**. The number of cases stood at **24** with **no active cases**.

CHART 12: GUYANA

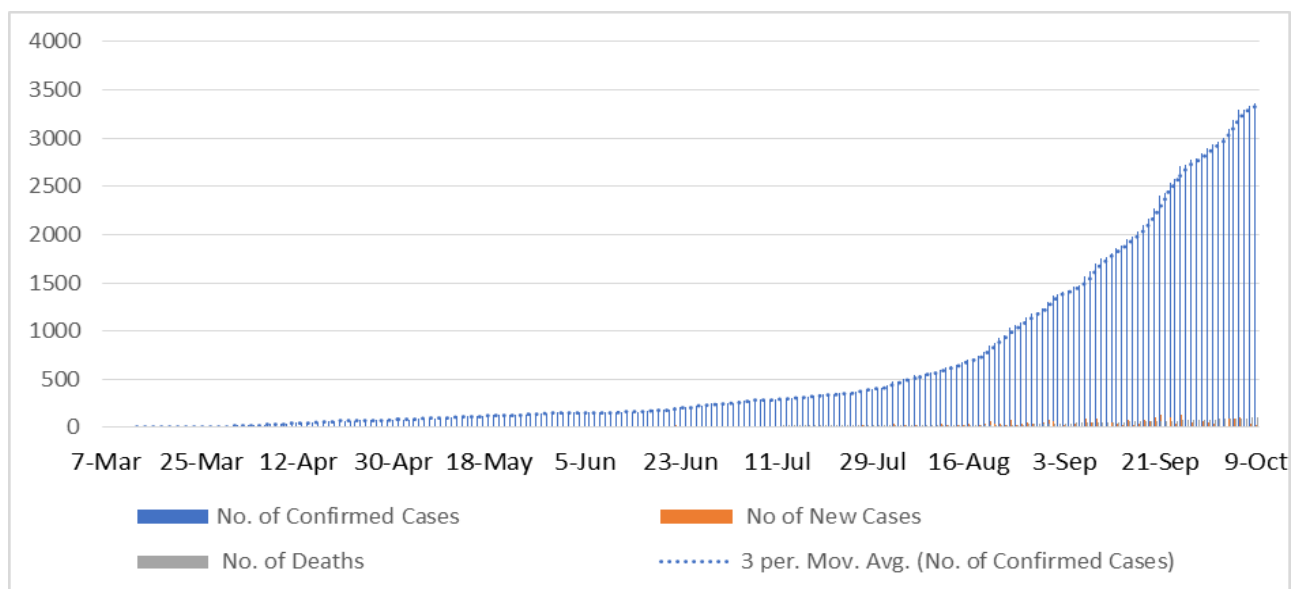
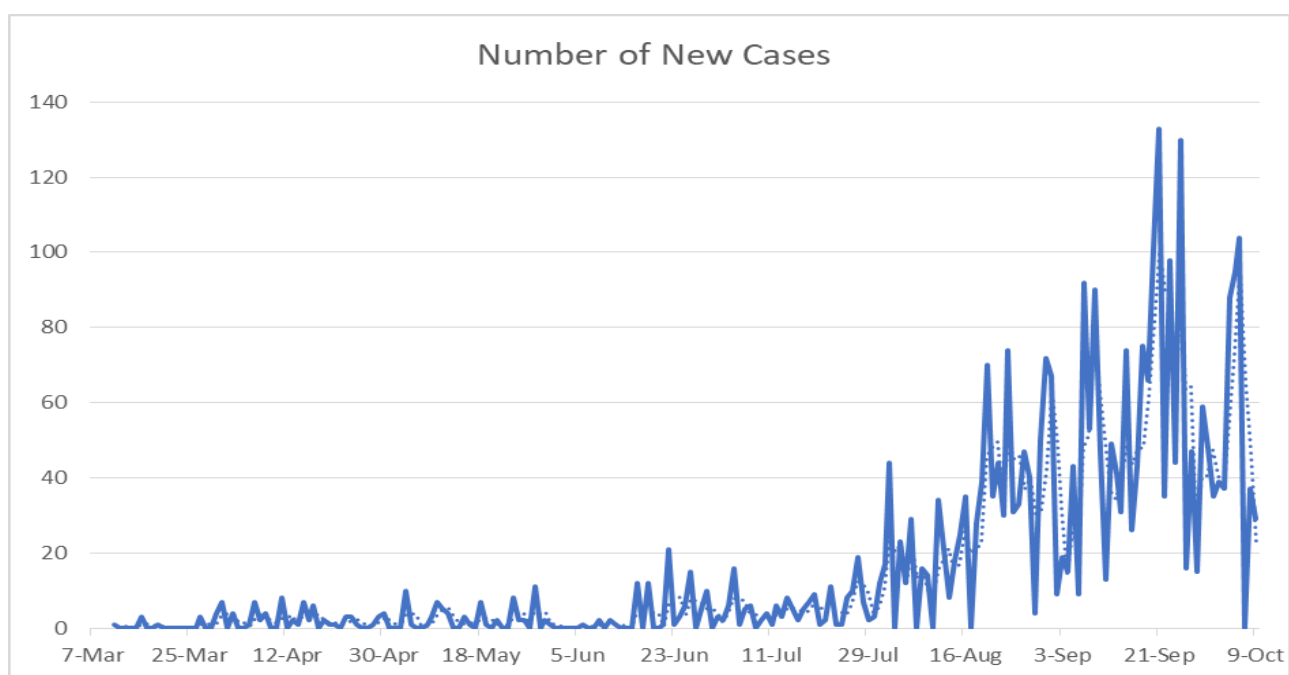
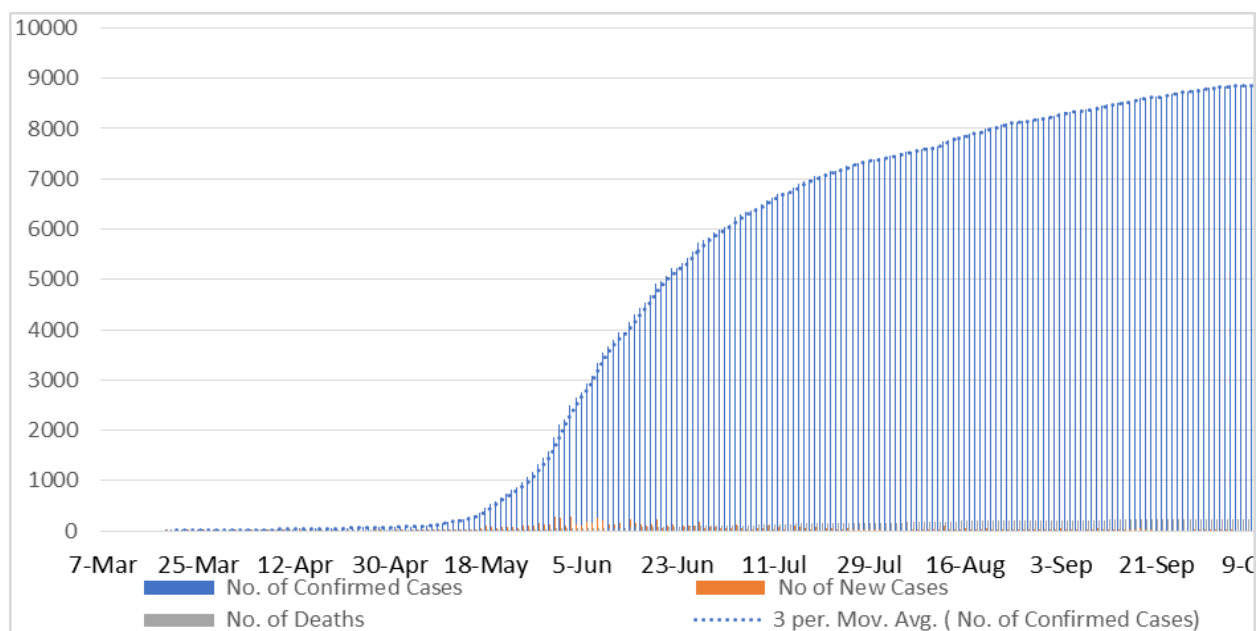
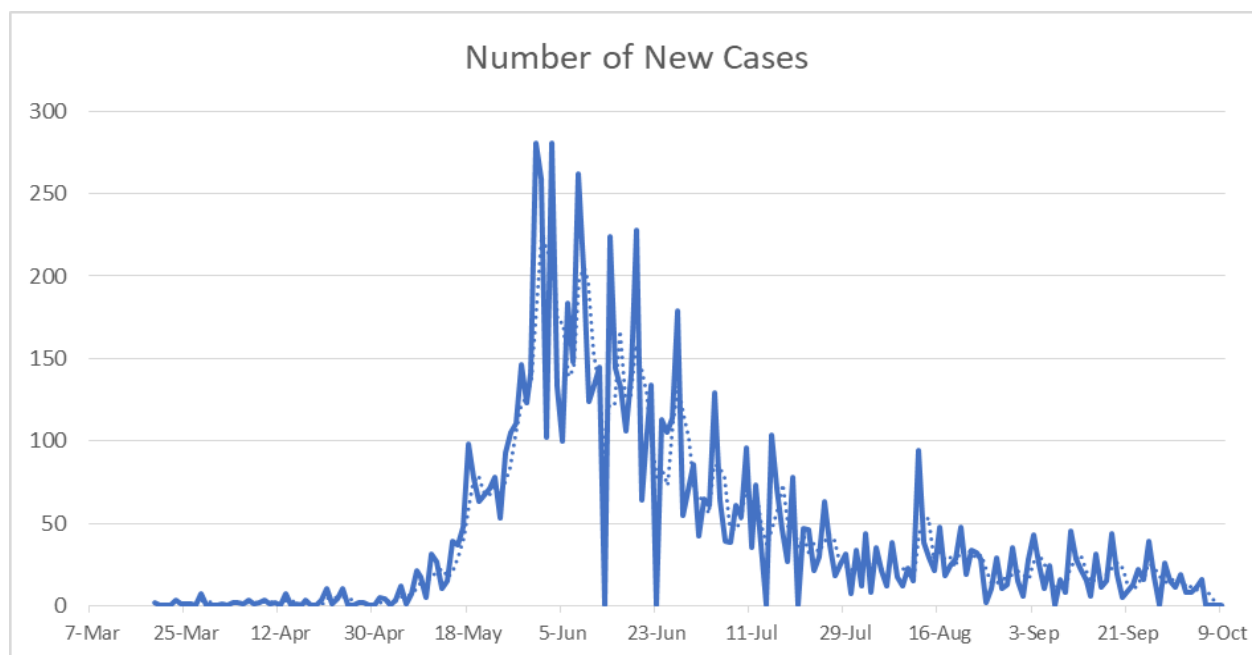


CHART 12A: GUYANA



Note: In Guyana, there were **390 new cases** during the current reporting period **3-9 October**, as compared to **259 new cases** during **26 September – 2 October**. The number of confirmed cases for Guyana is **3358** with **1078 active cases** and **100 deaths (+15)**. The increase in the number of new cases is evident in Chart 12A.

CHART 13: HAITI**CHART 13A: HAITI**

Note: Haiti had **35 new cases** during the current reporting period **3-9 October**, as compared to **96 new cases** during **26 September – 2 October**, continuing a general declining trend in the number of new cases. The total number of confirmed cases stood at **8854** as at **9 October** with active cases at **1611**. The number of deaths increased by **1** and is **230**. The general declining trend for Haiti in the number of new cases is evident in Chart 13A. There is about a 4-day lag in the reporting for Haiti.

Special Topic Bulletin - COVID 19

CHART 14: JAMAICA

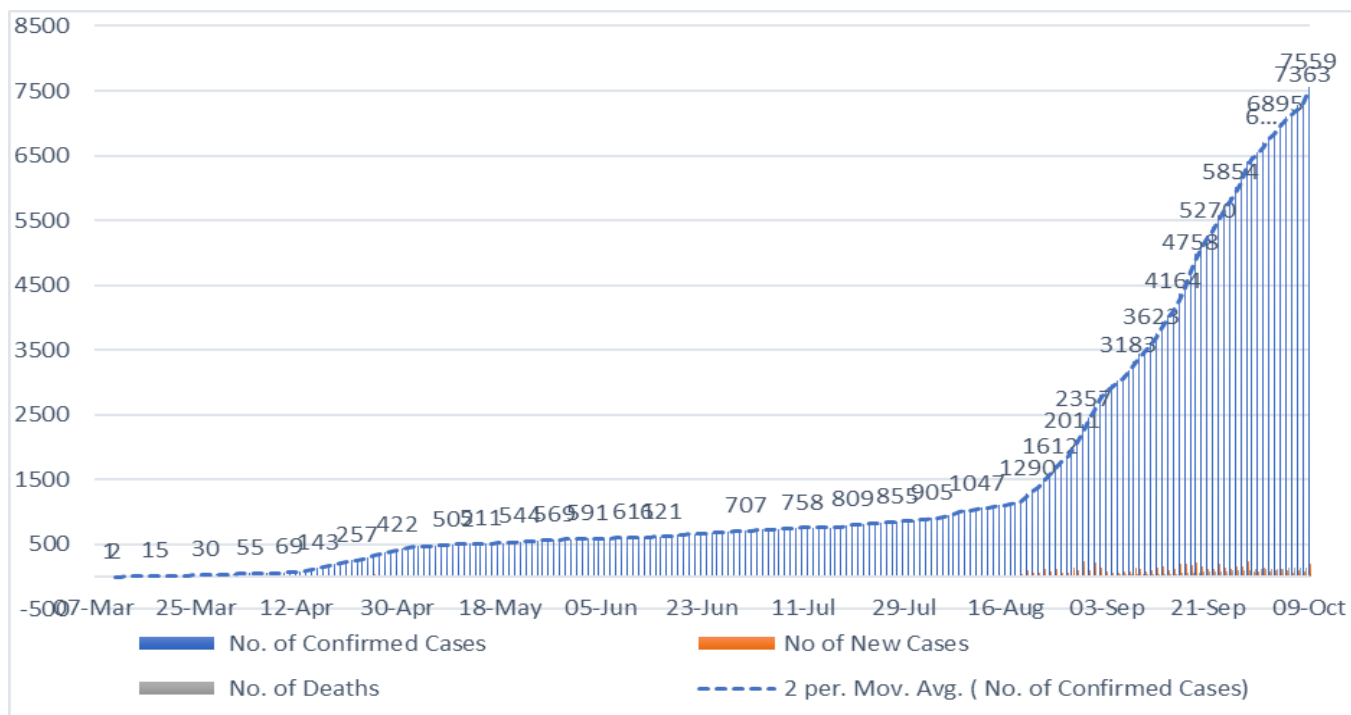
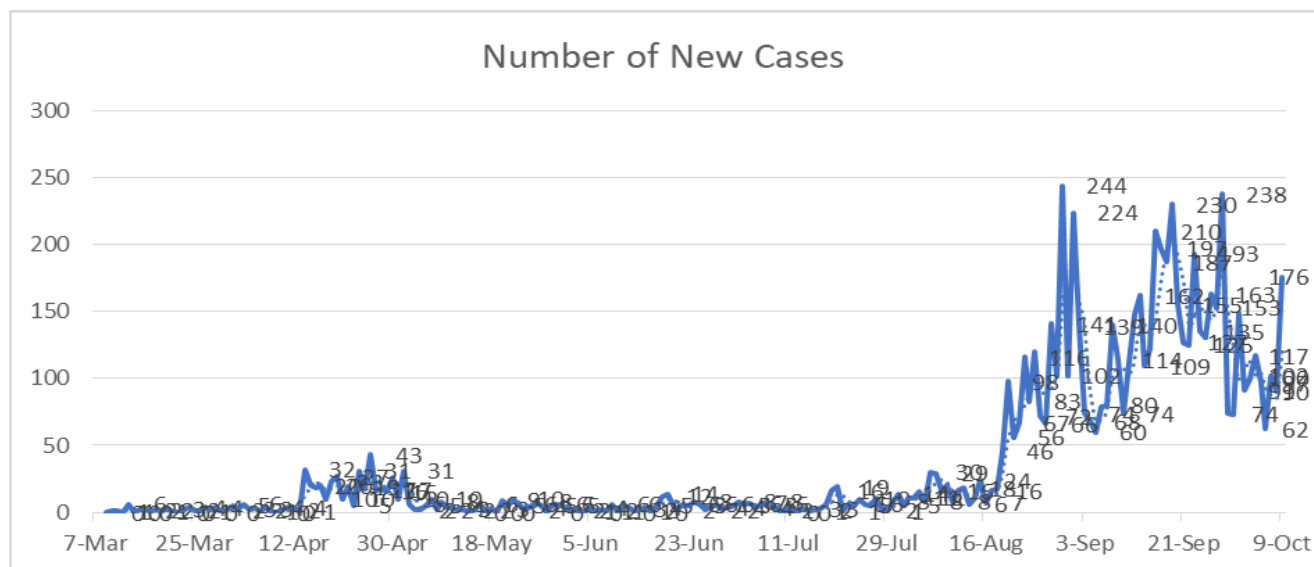
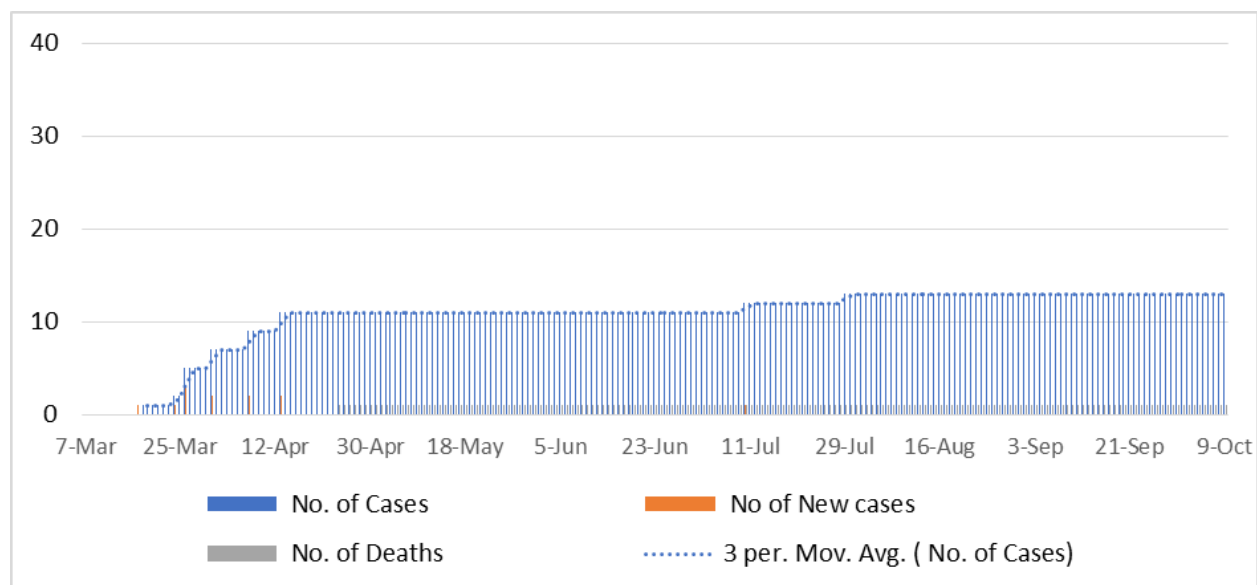
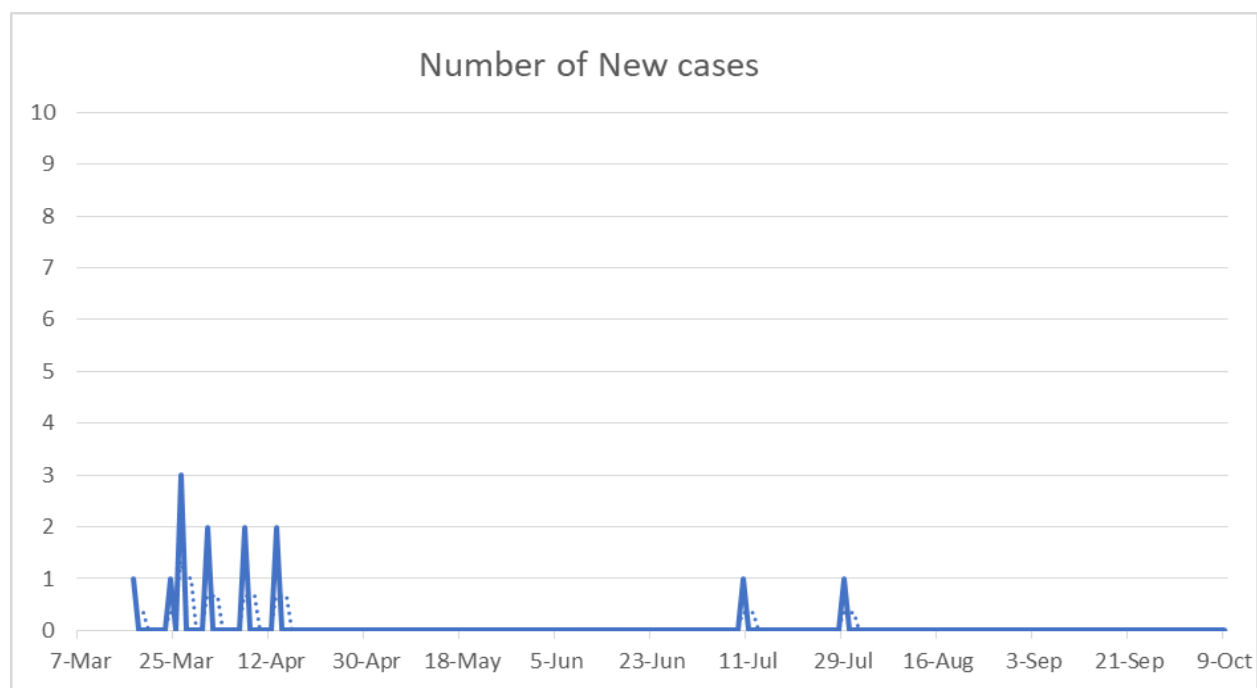


CHART 14A: JAMAICA



Note: Jamaica had **764 new cases**, during the current reporting period **3-9 October** as compared to **941 new cases** during **25 September – 2 October**. The total number of confirmed cases stood at **7559** with **4179 active cases** and **154 deaths (+24)**. Included in the 154 deaths are **16 deaths** that are under investigation and excluded are **10 deaths** that are due to non-COVID-19 causes. The overall number of deaths of COVID-19 positive persons in Jamaica is **164 deaths (+26)**. The increasing trend in the number of new cases is evident in Chart 14A.

CHART 15: MONTSERRAT**CHART 15A: MONTSERRAT**

Note: There were **no new cases** in Montserrat during the current reporting period **3-9 October**, similar to the past 9 reporting periods. The number of confirmed cases stood at **13** with no active cases.

Special Topic Bulletin - COVID 19

CHART 16: SAINT LUCIA

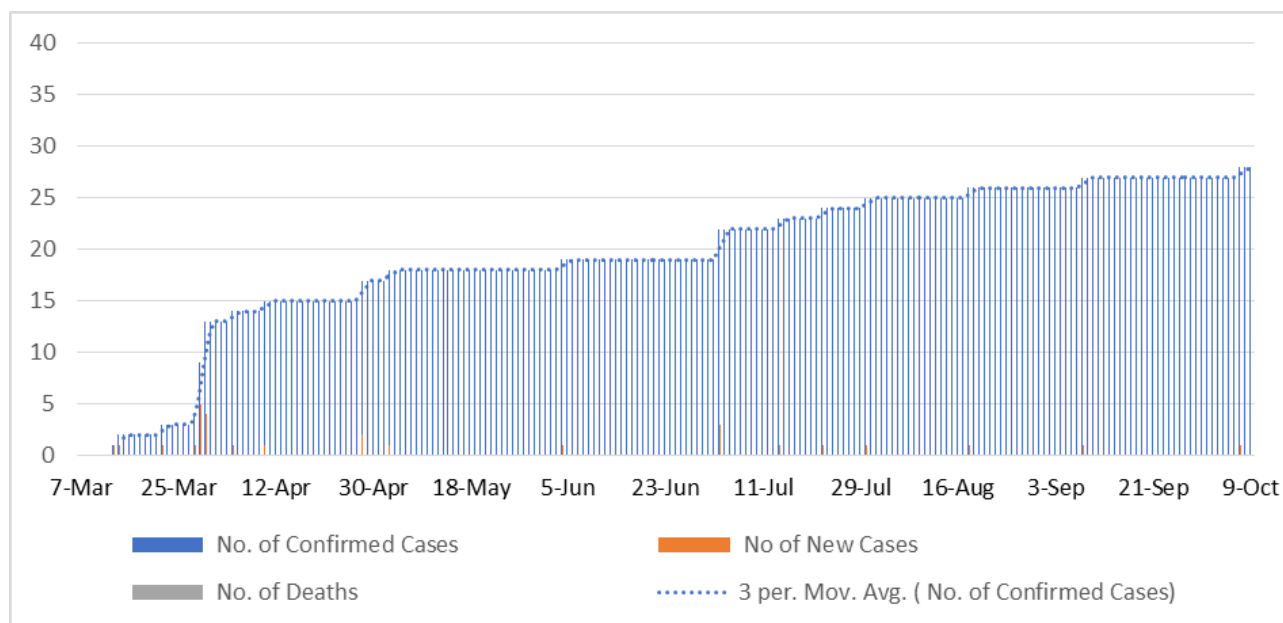
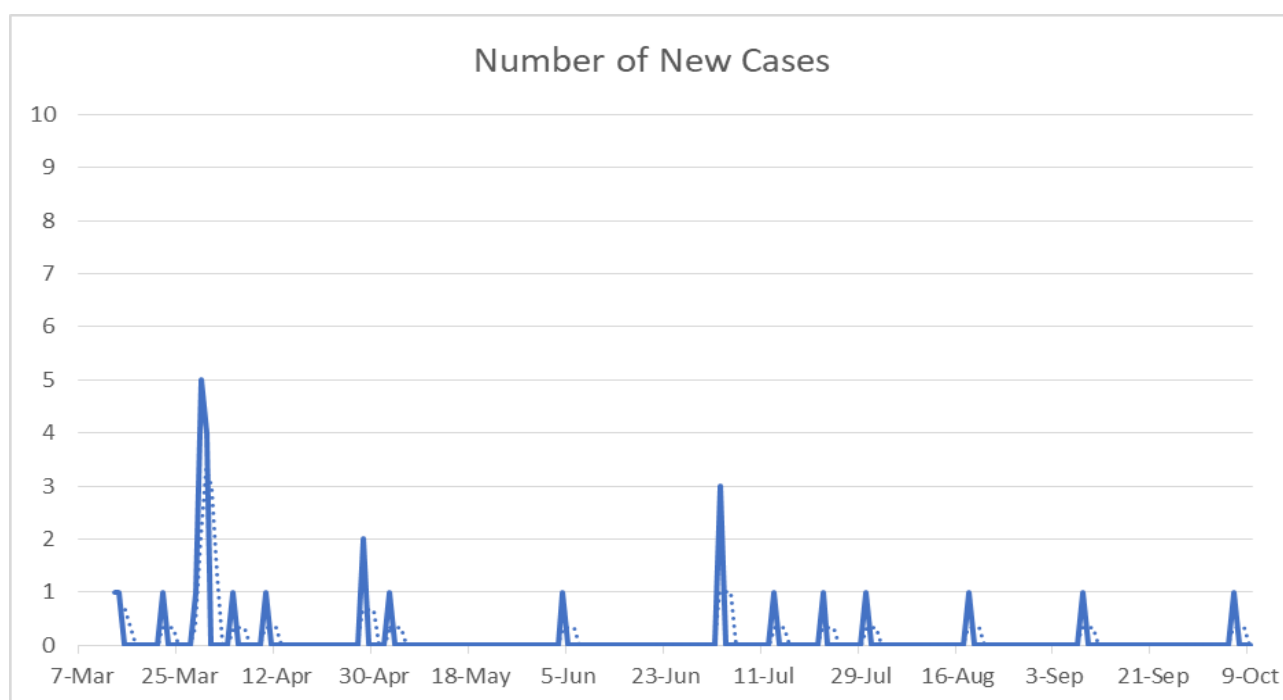


CHART 16A: SAINT LUCIA



Note: There was **one new cases** in Saint Lucia during the current reporting period **3-9 October** as compared to the last three reporting periods that saw no new cases. The number of confirmed cases stood at 28 with **1 active case**.

CHART 17: ST. KITTS AND NEVIS

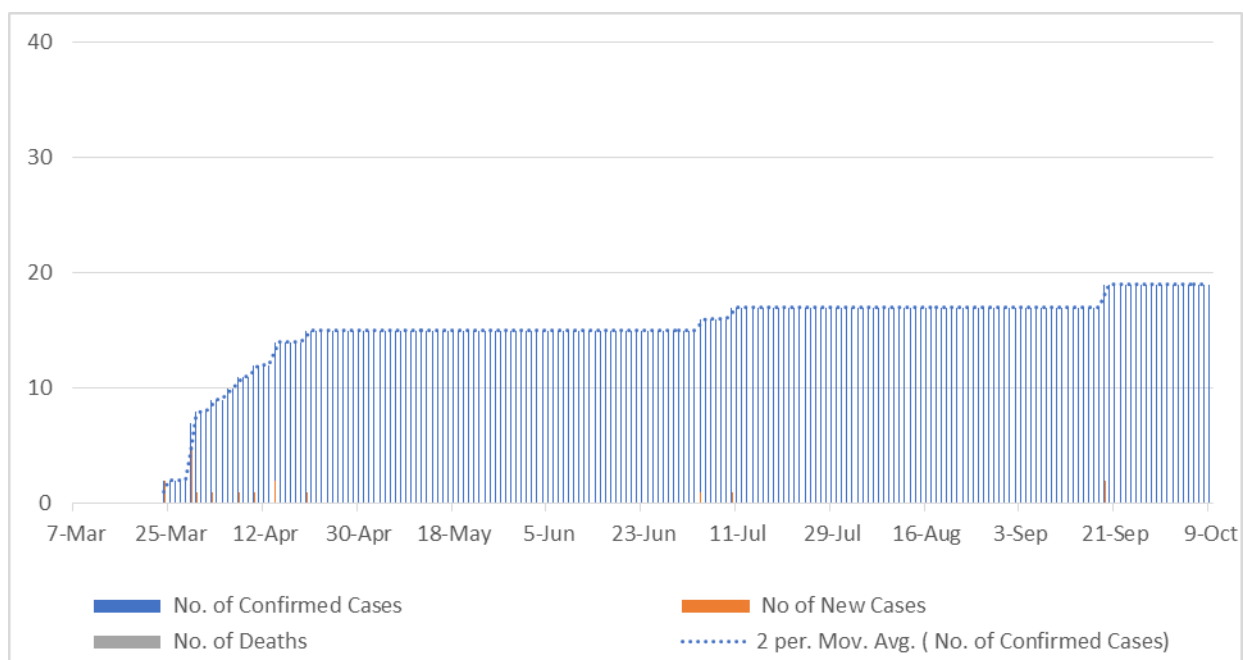
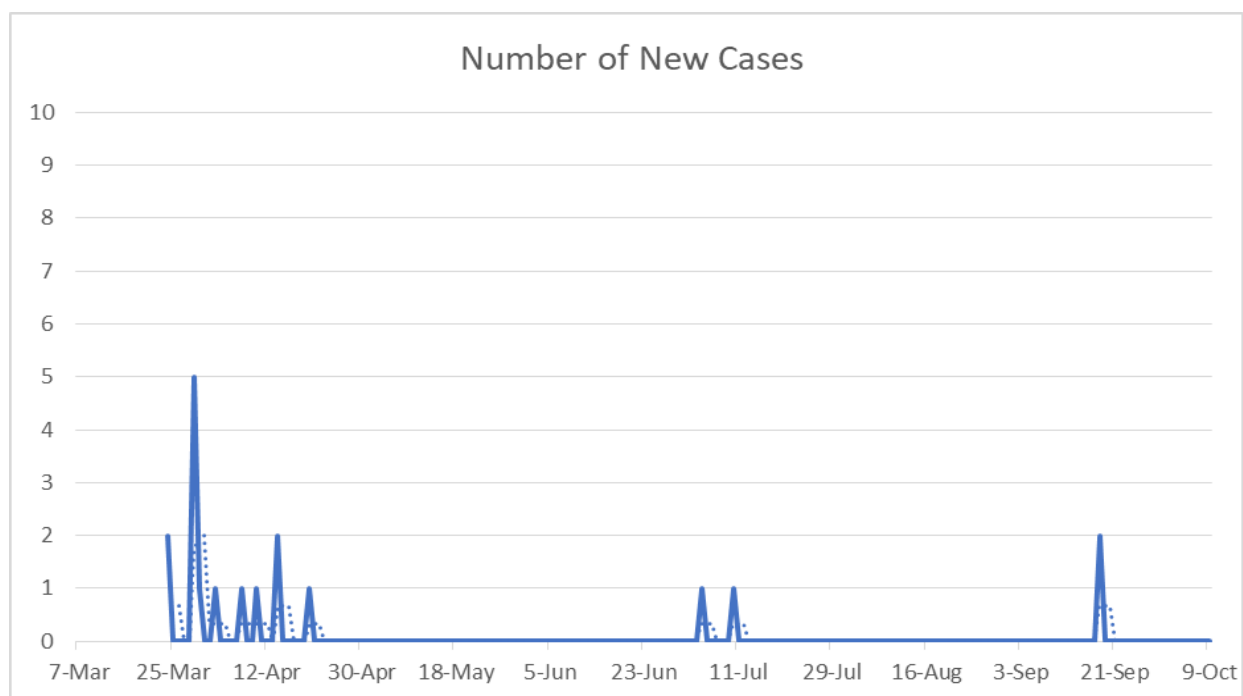
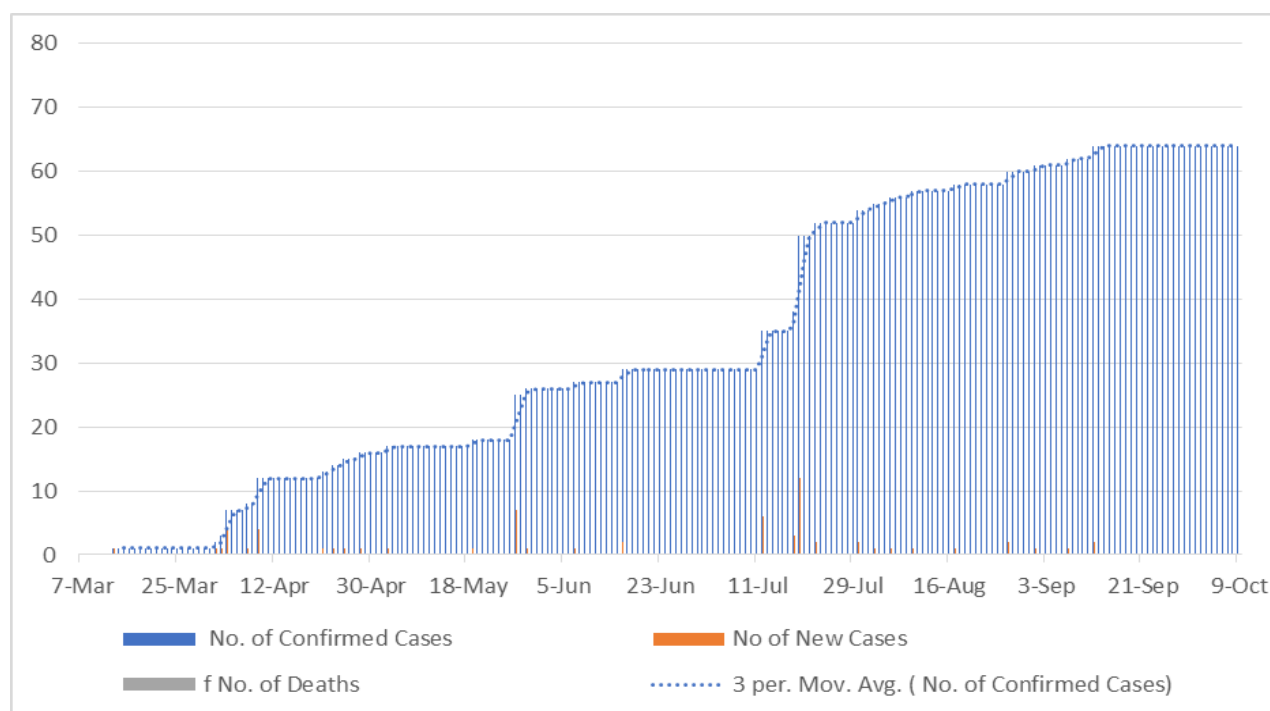
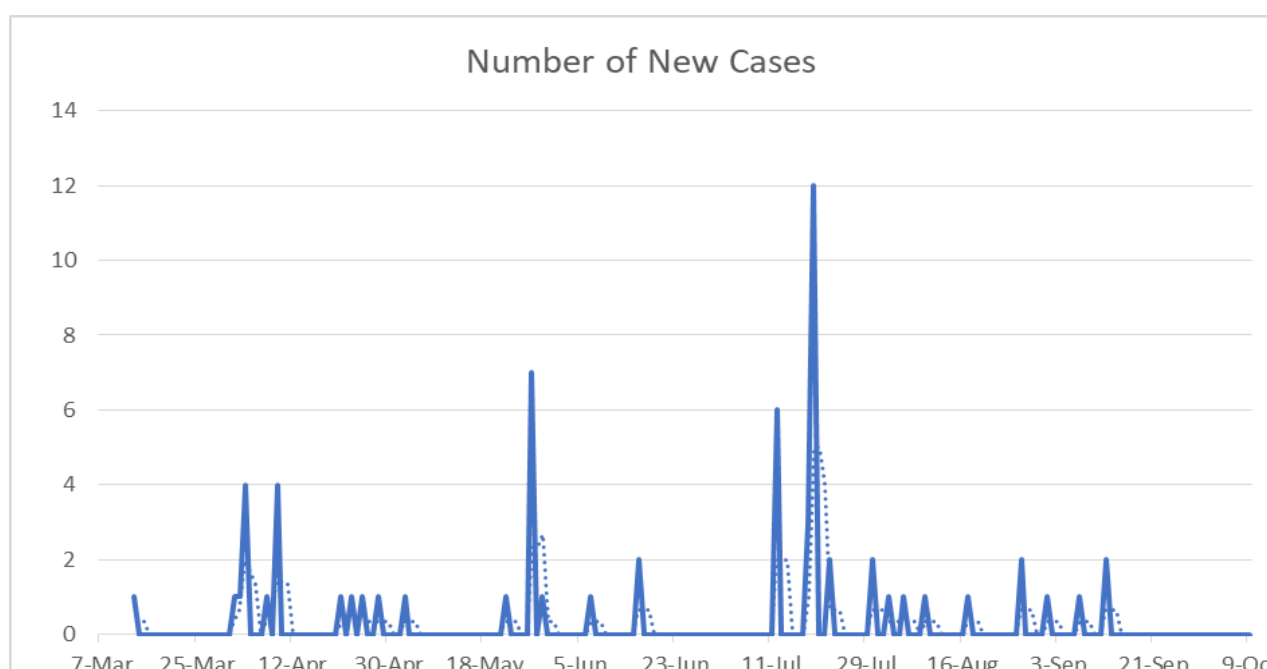


CHART 17A: ST. KITTS AND NEVIS



Note: There were **no new cases** in St Kitts and Nevis during the current reporting period **3-9 October**, similar to the last three reporting periods. The number of confirmed cases stood at 19 with **1 active case**.

CHART 18: ST. VINCENT AND THE GRENADINES**CHART 18A: ST. VINCENT AND THE GRENADINES**

Note: There were **no new cases** in St Vincent and the Grenadines for the current reporting period **3-9 October**, similar to the last reporting period, **26 September – 2 October**. The number of confirmed cases in St Vincent and the Grenadines as at **9 October** was 64 with **0 active cases**.

CHART 19: SURINAME

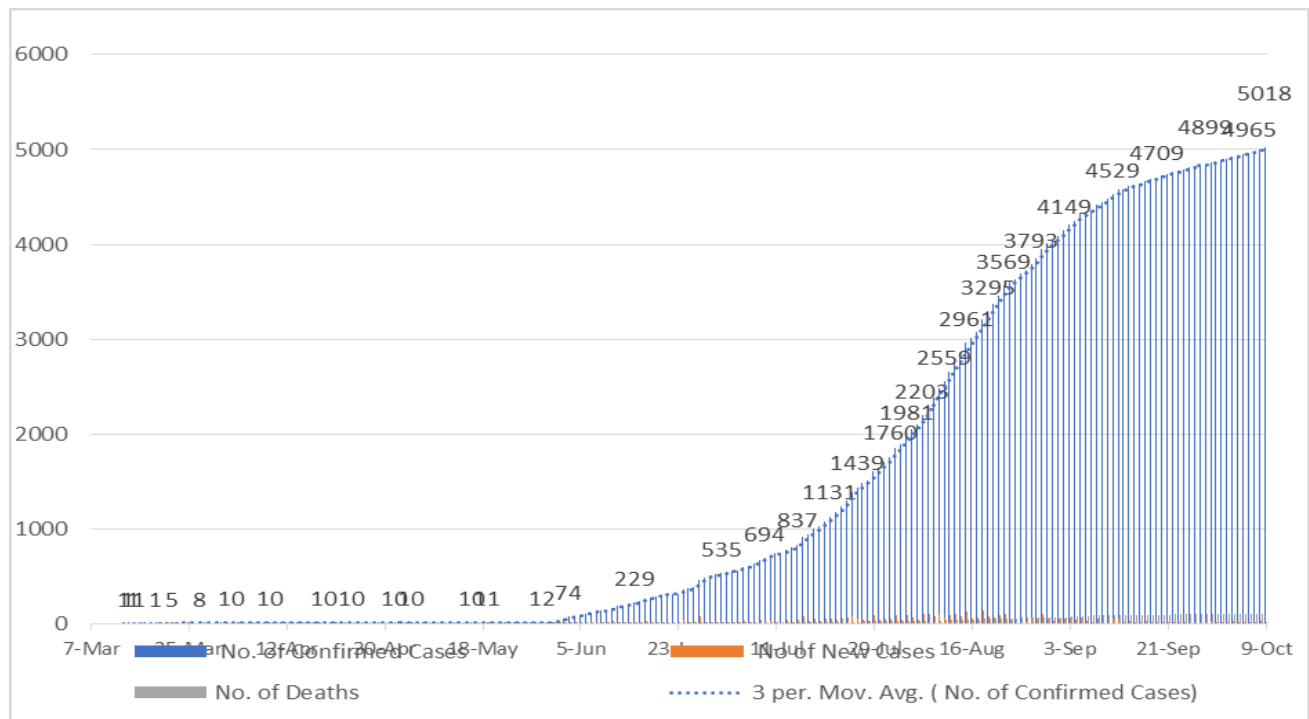
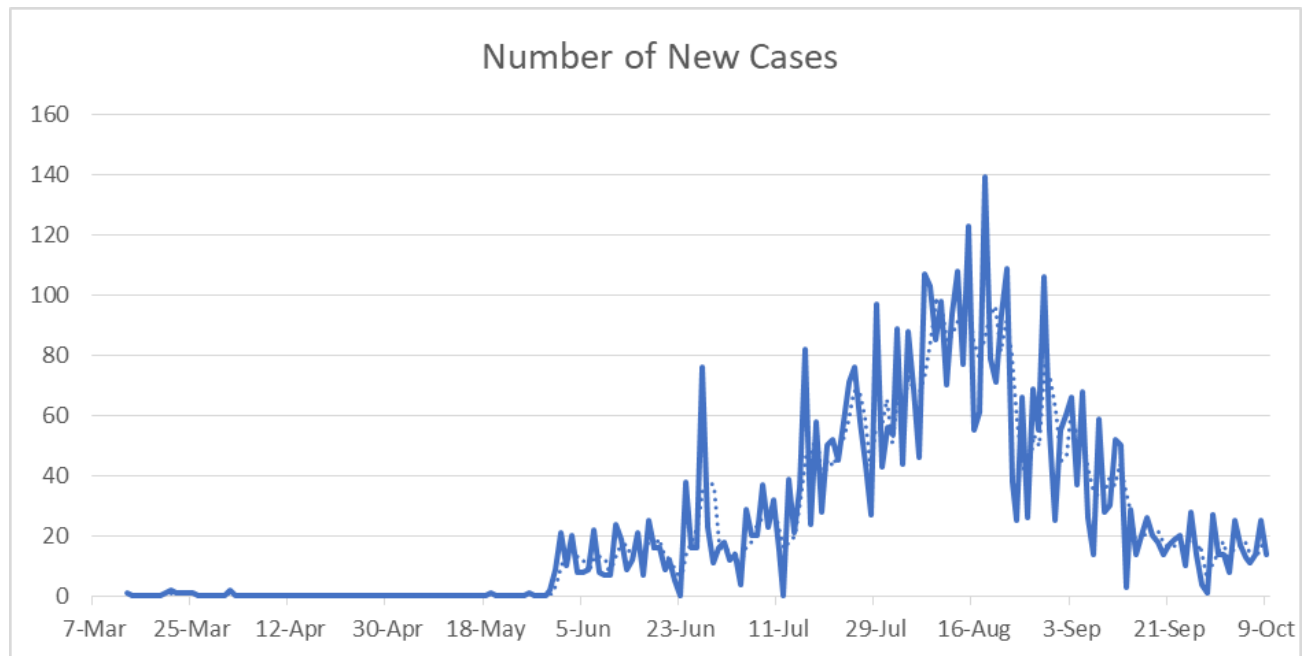


CHART 19A: SURINAME



Note: Suriname had **119 new cases** during the current reporting period **3-9 October**, as compared to **82 new cases** during **26 September – 2 October**. The number of confirmed cases for Suriname stood at **5018** with **96 active cases** and **106 deaths (+1)**. The declining trend in the number of new cases from late August is evident in Chart 19 A.

Special Topic Bulletin - COVID 19

CHART 20: TRINIDAD AND TOBAGO –TOTAL CONFIRMED CASES

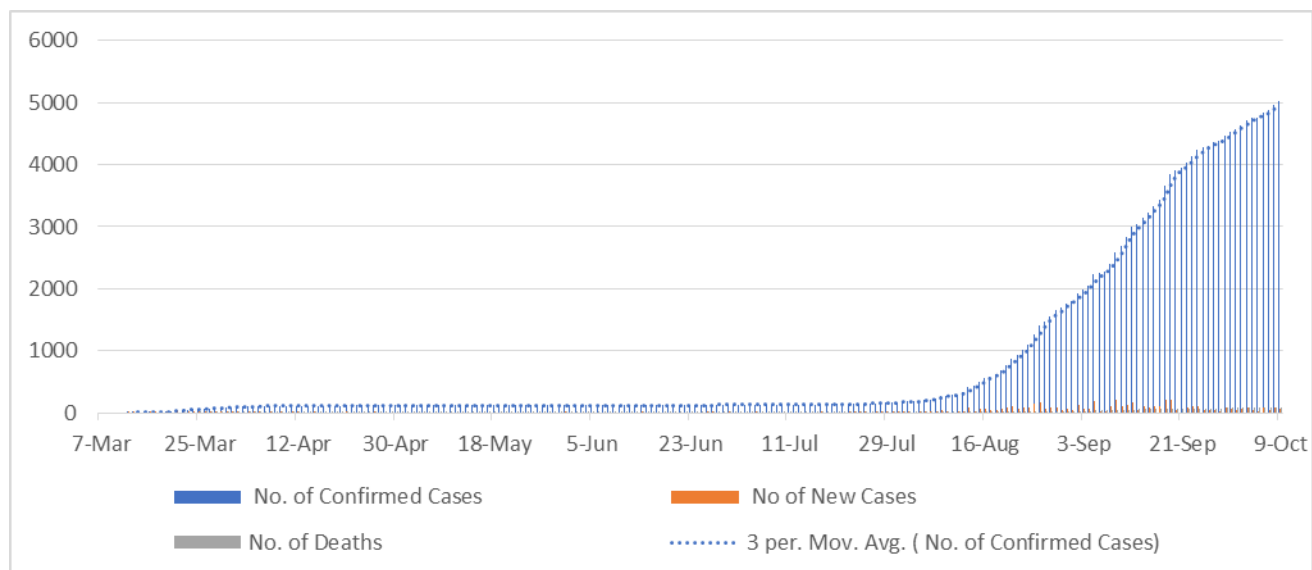
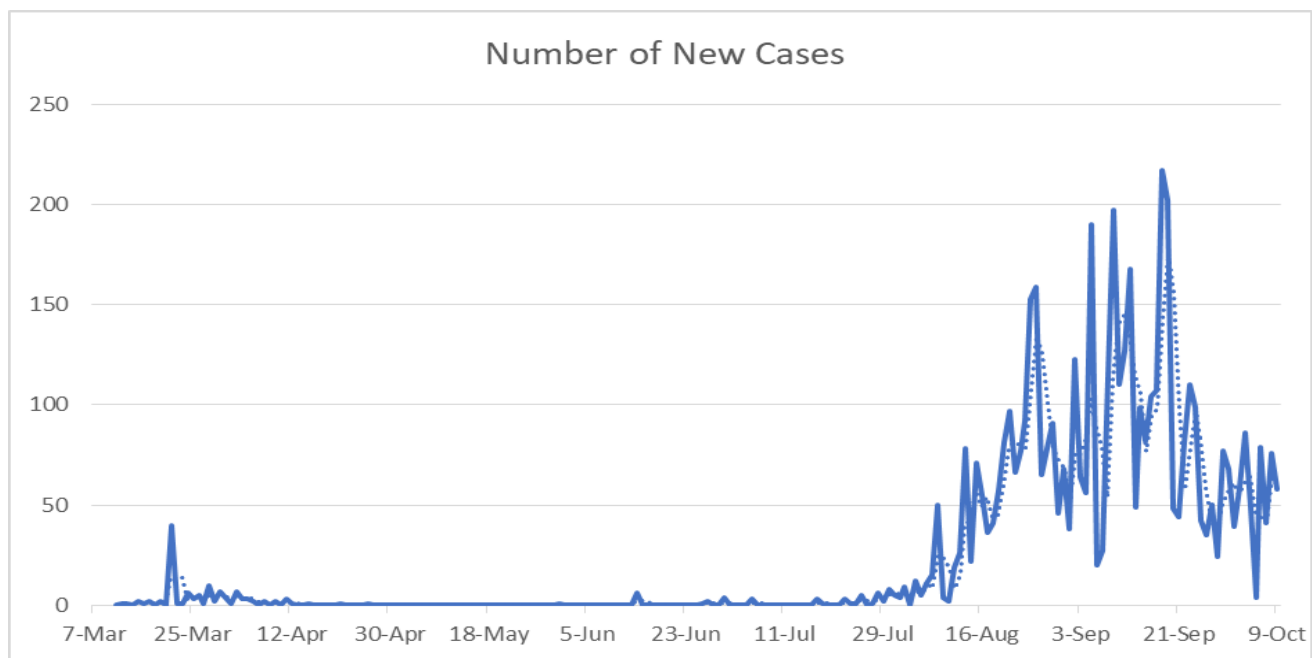
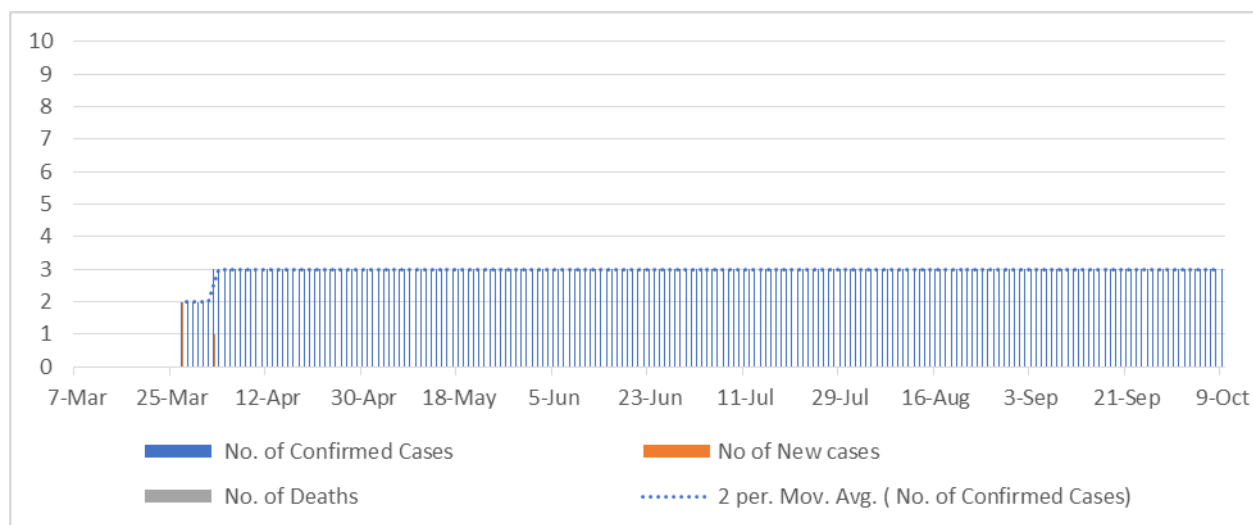
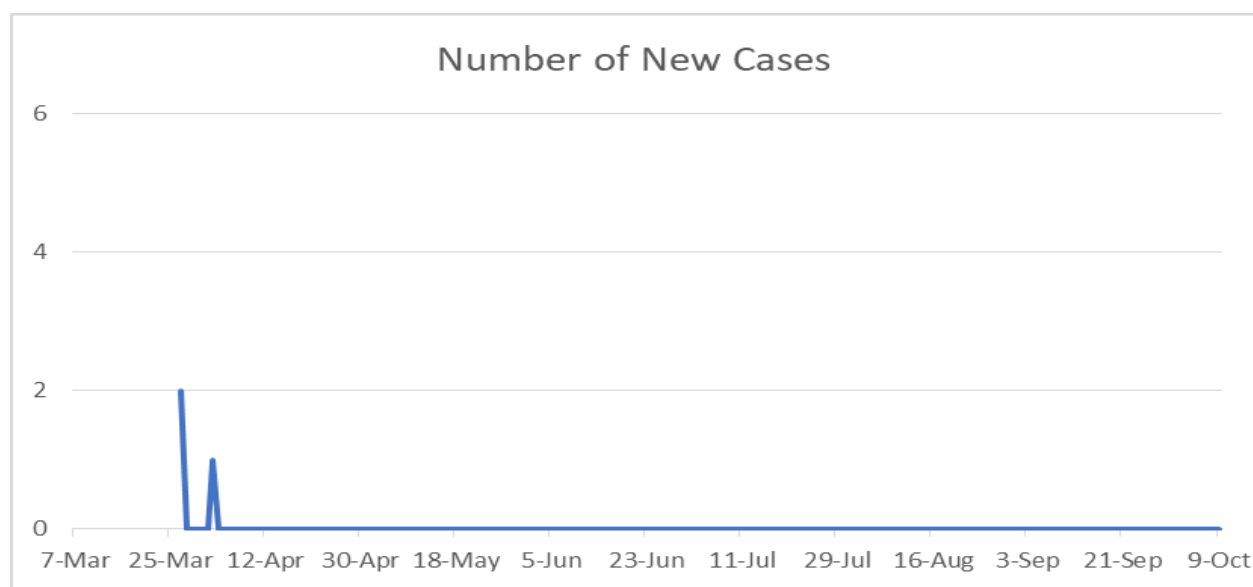


CHART 20A: TRINIDAD AND TOBAGO



Note: Trinidad and Tobago had **392 new cases** during the current reporting period **3-9 October**, as compared to **352 new cases** during **26 September-2 October**. The number of confirmed cases stood at **5021** with **1776 active cases** and **89 deaths (+13)**. The increasing trend in the number of new cases is evident in Chart 20A, but there is the beginning of a declining trend from late September.

CHART 21: ANGUILLA**CHART 21A: ANGUILLA**

Note: The last positive case of COVID-19 in Anguilla was **2 April**, a period of **191 days as at 9 October**. The number of confirmed cases for Anguilla is **3**.

Special Topic Bulletin - COVID 19

CHART 22: BERMUDA

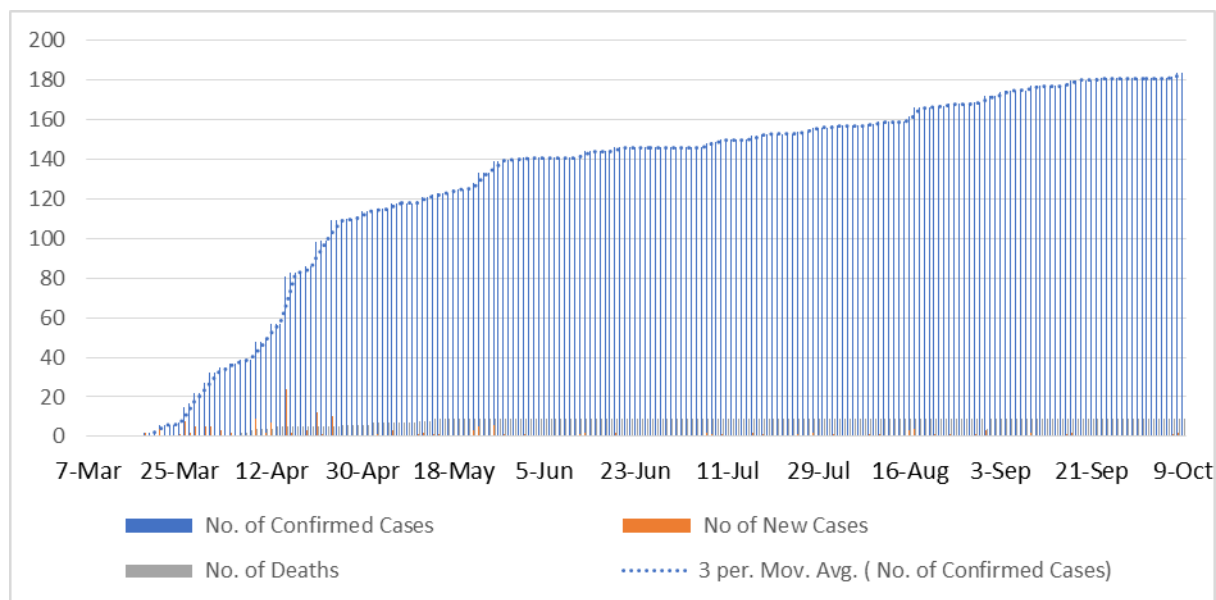
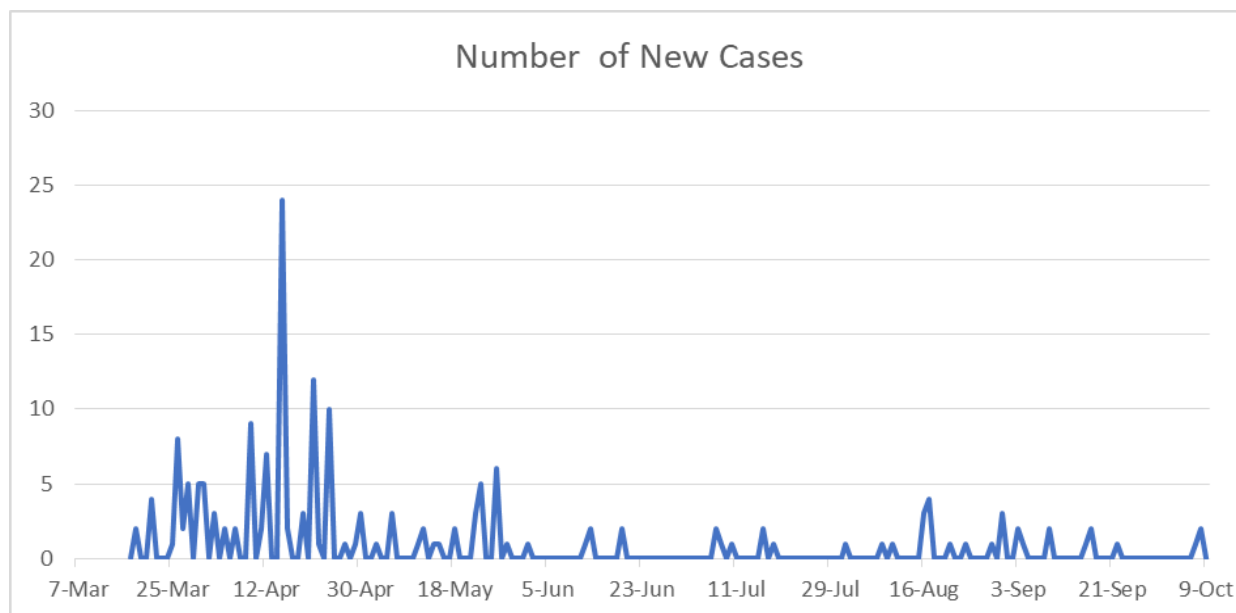
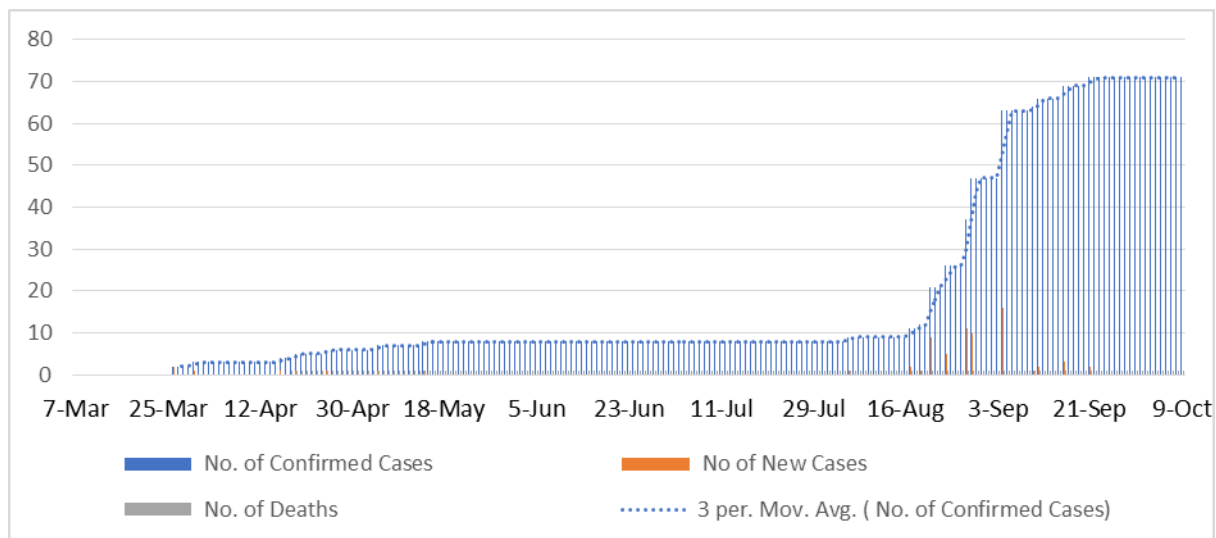
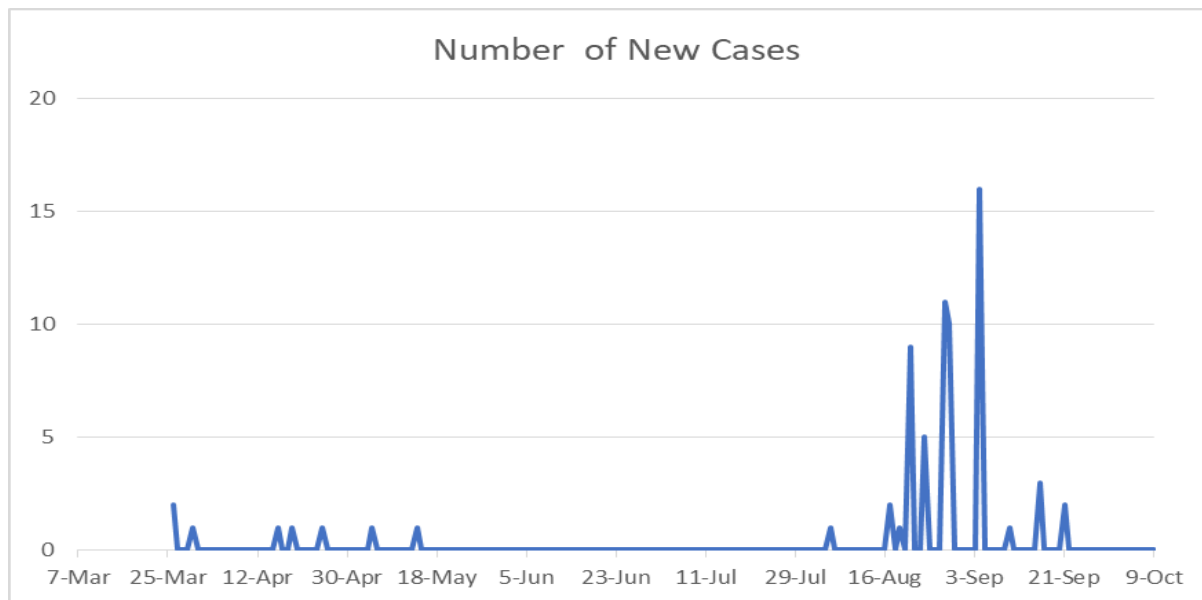


CHART 22A: BERMUDA



Note: Bermuda had **3 new cases** during the current reporting **3-9 October** as compared to **no new cases** during **26 September – 2 October**. The number of confirmed cases for Bermuda stood at **184** as at **18 September** with **5 active cases**.

CHART 23: BRITISH VIRGIN ISLANDS**CHART 23A: BRITISH VIRGIN ISLANDS**

Note: In the British Virgin Islands, there were **no new cases** during the current reporting period, **3-9 October** similar to the last reporting period. The total number of confirmed cases stood at 71 with **no active cases**.

CHART 24: CAYMAN ISLANDS

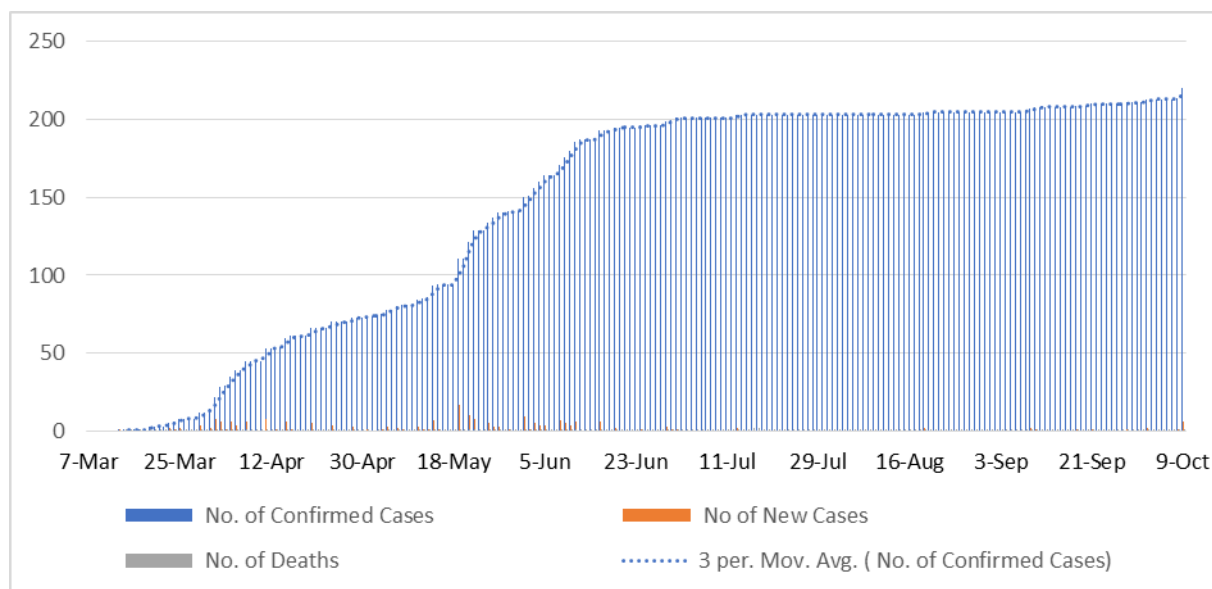
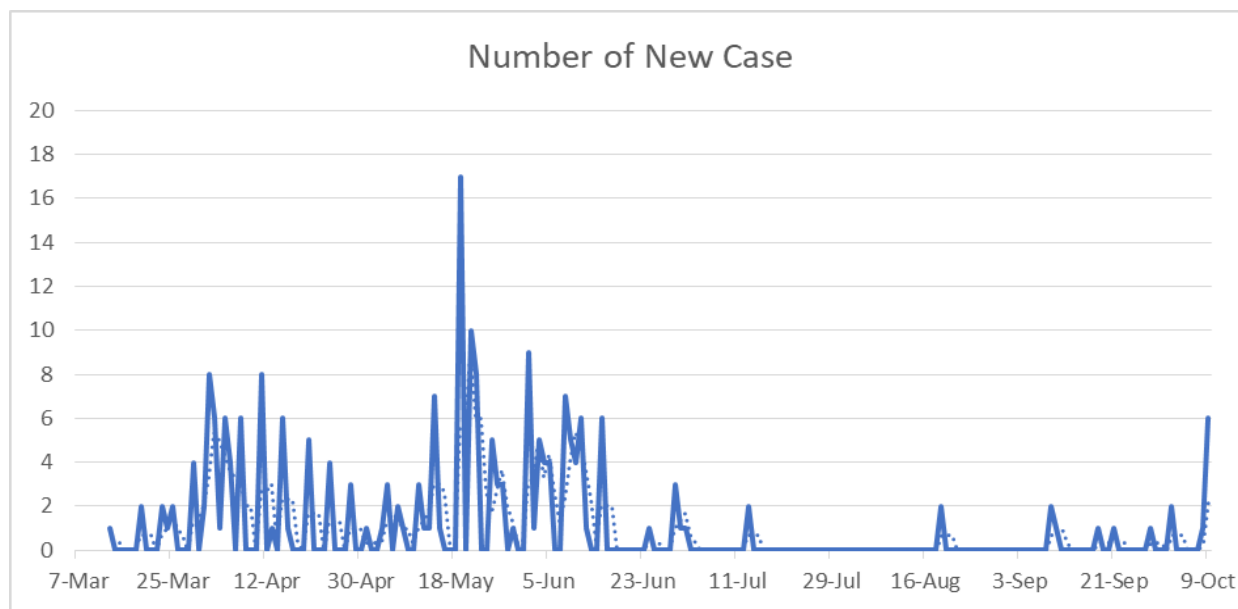
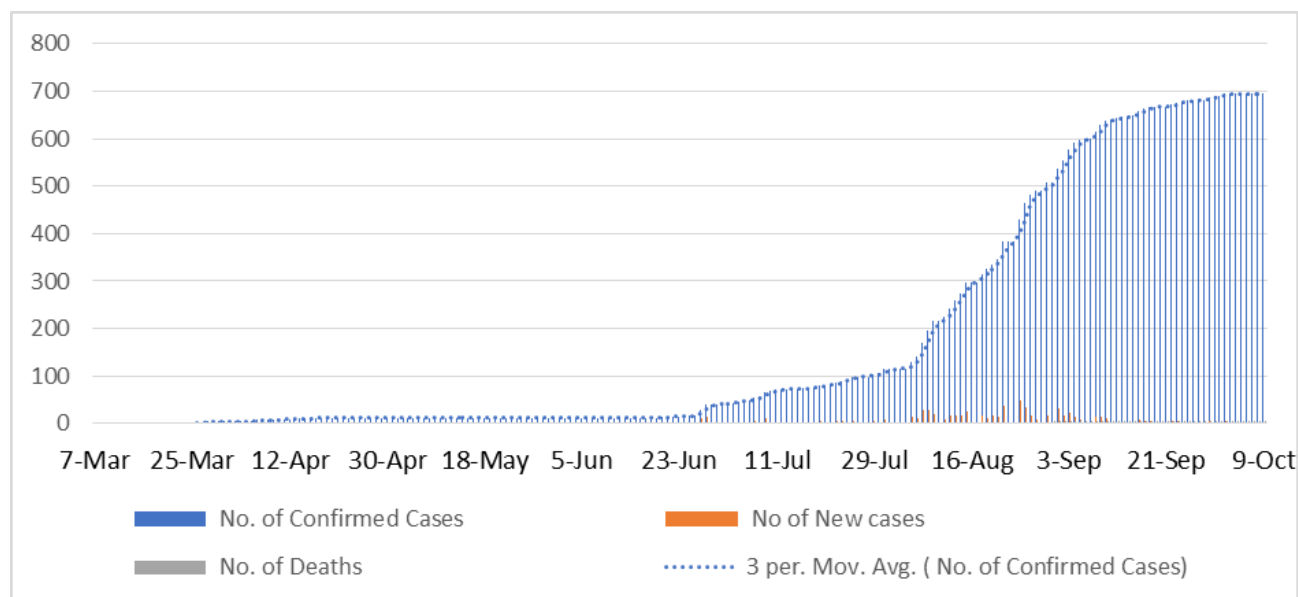
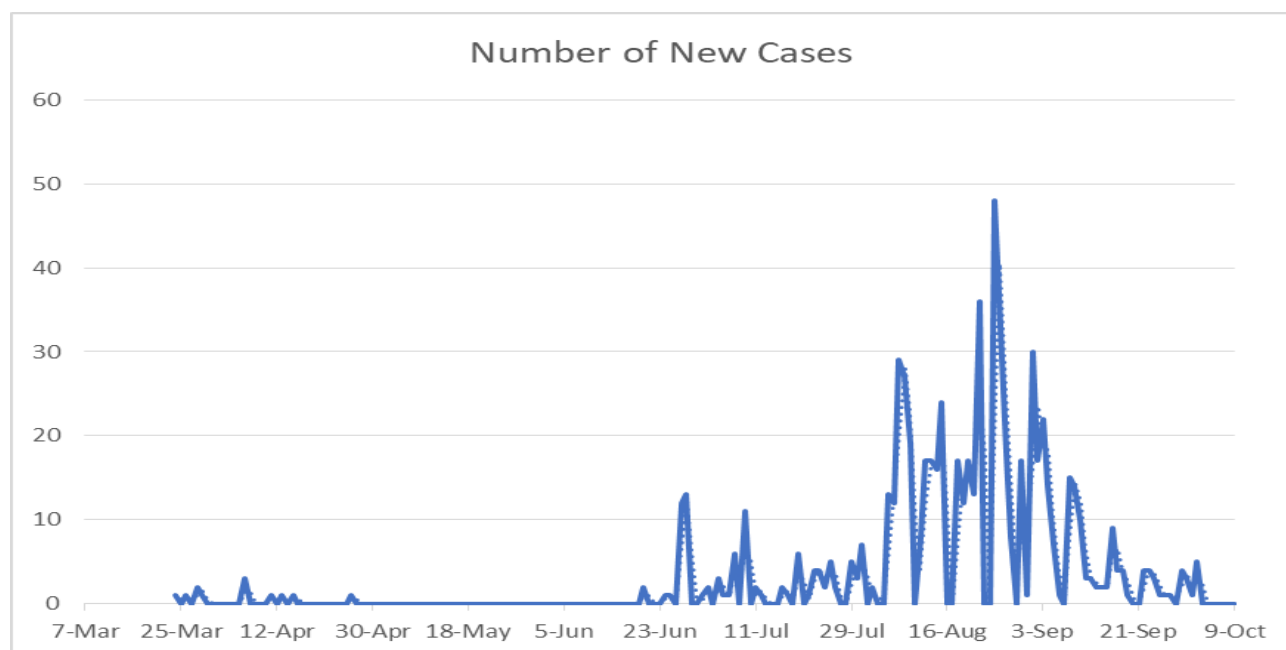


CHART 24A: CAYMAN ISLANDS



Note: There were **7 new cases** in Cayman Islands during the current reporting period, **3-9 October** as compared to **3 new cases** during the last reporting period **26 September -2 October**. The number of confirmed cases stood at **220** with **8 active cases**.

CHART 25: TURKS AND CAICOS ISLANDS**CHART 25A: TURKS AND CAICOS ISLANDS**

Note: Turks and Caicos Islands had **no new cases** during the current reporting period, **3-9 October**, as compared **15 new cases** during **26 September- 2 October**. The number of cases stood at **695** with **16 active cases**. The **declining trend in the number of new cases** is evident in **Chart 25A** from around early September.

Special Topic Bulletin - COVID 19

TABLE 8: TREND IN DOUBLING TIME –CARICOM AND SELECTED COUNTRIES

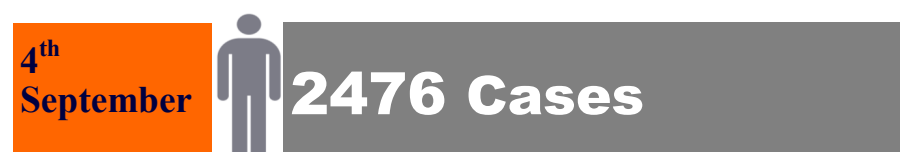
COUNTRY	PERIOD	NO. OF CASES	NO. OF DAYS
With Haiti	31 July 4 September	12,036 24 099	35
Without Haiti	15 August 4 September	8,011 15,773	20
With Haiti	7 August 11 September	13,436 27,041	35
Without Haiti	19 August 11 September	9,203 18,584	23
With Haiti	12 August 18 September	14,747 30,184	37
Without Haiti	23 August 18 September	10,759 21,584	26
CARICOM-All countries	18 August 25 September	16,726 33,588	38 Rate: 2.01
CARICOM-All Countries	21 August 2 October	18,069 36,165	42 Rate: 2.00
CARICOM-All countries	24 August 9 October	19,191 38,861	46 Rate: 2.02

Special Topic Bulletin - COVID 19

DOUBLING OF CONFIRMED CASES IN SELECTED COUNTRIES

The Bahamas

Doubling (2.00) 35 days




Belize

Doubling (2.03) 34 days



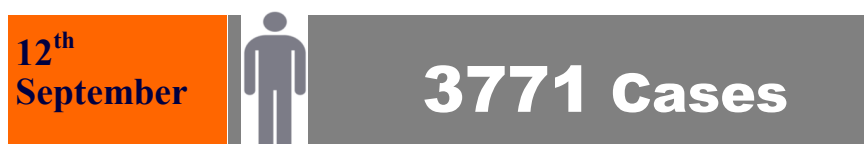
Guyana

Doubling (2.08) 31 days



Jamaica

Doubling (2.00) 27 days



Special Topic Bulletin - COVID 19

DOUBLING OF CONFIRMED CASES IN SELECTED COUNTRIES


Suriname

Doubling (2.02) - 60 days



Trinidad and Tobago

Doubling (2.1) 31 days



Turks and Caicos Islands

Doubling (2.00) 49 days

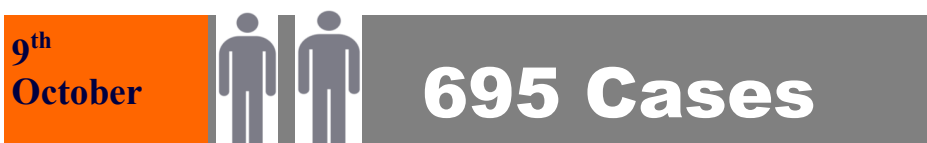


TABLE 9: EXPLANATIONS

Key Term/Issues	Explanation
Data on Testing	<p>Testing for the occurrence of COVID-19 provides an understanding of the pandemic. It tells us how the virus is spreading. Testing should be able to tell us about the total number of cases or persons infected. However given the availability or lack thereof of equipment for testing and the establishment of protocols in many countries that invariably implies that persons should fulfil stated criteria to qualify to be tested, it is likely that the total number of cases are unknown.</p> <p>This data set on testing has increasingly become available for most CARICOM countries with some countries consistently reporting this information. A possible difference in the data is that the tests are performed in different testing laboratories across countries. In some cases testing is done for countries or validated by the Caribbean Public Health Agency (CARPHA) while in other cases they are conducted at national laboratories. Another difference is that tests may include repeated testing for confirmed cases to determine whether these persons have recovered. It is also possible that different types of tests are being reported.</p> <p>Why is data on testing needed?</p> <p>The simple answer is that without data on tests conducted on the COVID-19 we cannot possibly understand how the pandemic is progressing, and which contacts to trace and to quarantine.</p>
Projections	<p>The projections in this and previous Issues largely rely on using observed doubling rates, the rates of change of the latest period of data (prior to the estimation) or using fitted trend lines. No sophisticated modelling has been utilised.</p> <p>For example in the case of Chart 2, a linear projection is undertaken and the equation of that straight line is given as follows:</p> $y = -103.42 + 25.045 x$ <p>Where y represents the number of confirmed cases and x the number of time periods from the commencement of the first case.</p> <p>Simply put, it is possible to use this equation to obtain predicted values. Assuming that it is necessary to calculate the number of predicted cases on the 29th April as per the linear trend, the number of time periods (x- value) from the 10 March is roughly 50 so the predicted value works out as follows:</p> $y_p = -103.42 + 25.045 \times 50 = 1252.25 - 103.42 = 1148.83.$ <p>The actual value for this same period is 1178 confirmed cases.</p>

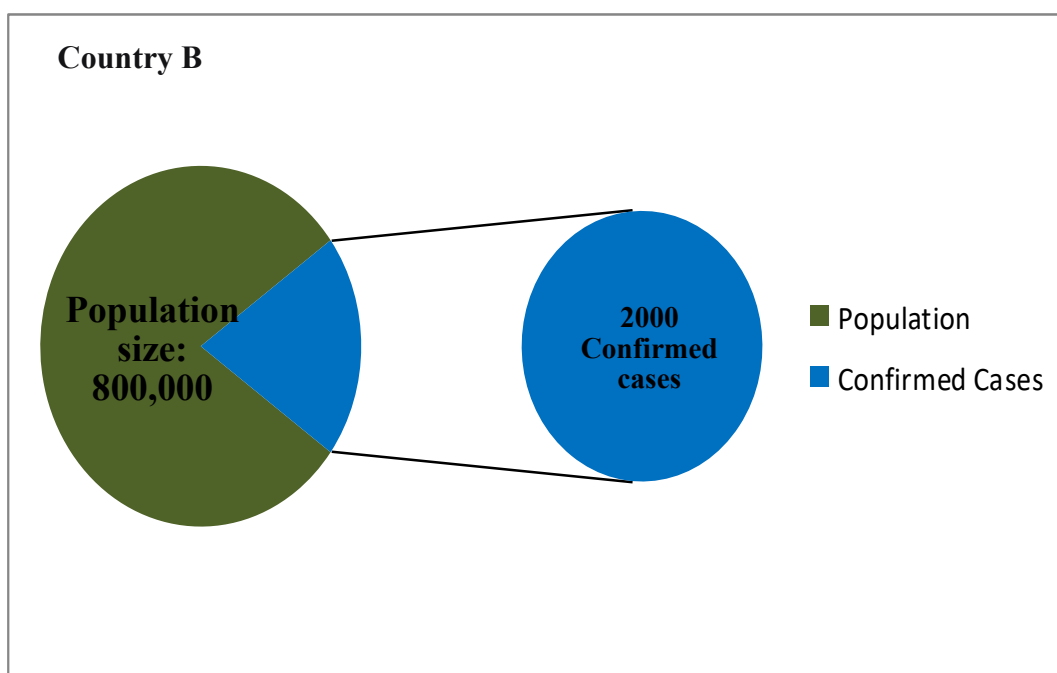
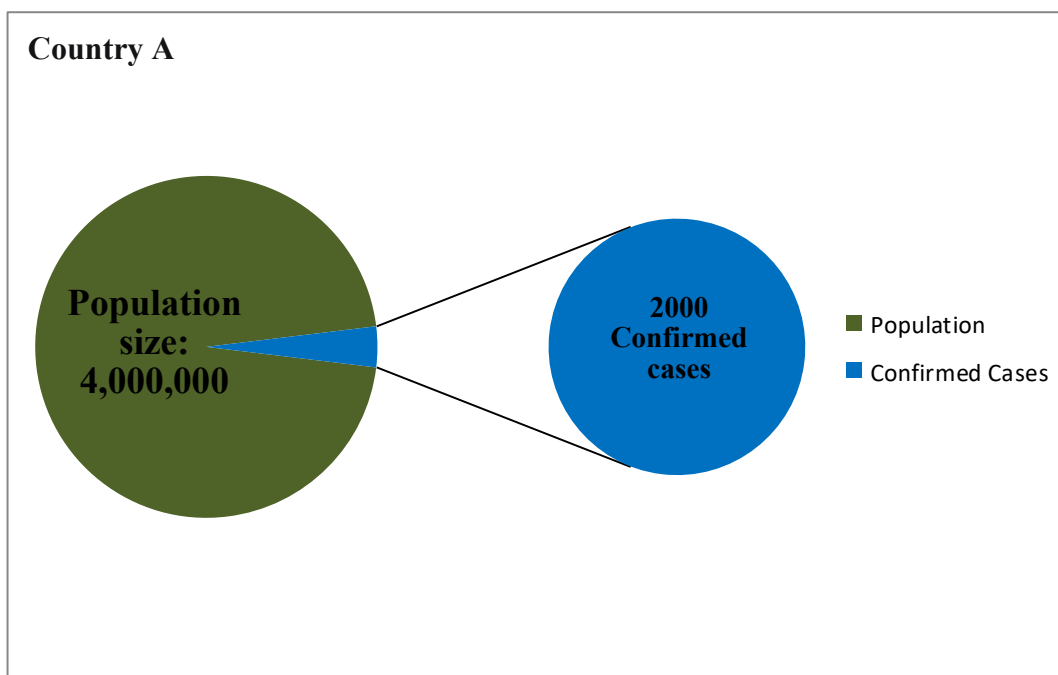
TABLE 9: EXPLANATIONS

Key Term/Issue	Explanation
Number of Cases per 100, 000 population	<p>The number of cases per 100,000 population is calculated by dividing the number of cases by the total population, and then multiplying the result by a standard population size in this case 100,000.</p> $Rate = \frac{No. of Confirmed Cases}{Total Population} \times 100,000$ <p>It is useful for comparing countries/regions of varying population sizes</p> <p>For very small values/small populations these rates may be unstable.</p>

ILLUSTRATION OF CONFIRMED CASES PER 100,000 POPULATION

While both countries A and B, in the illustration have 2000 Confirmed Cases – the impact in Country A with a population of 4,000,000 is much smaller than the impact in Country B with a population size of 800,000.

For Country A the impact (per 100,000 persons) is $2000/4,000,000 \times 100,000$, which is **50 persons**.
For Country B the impact is $2000/800,000 \times 100,000$ which is **250 persons, about 5 times larger**.



KEY REGIONAL AND INTERNATIONAL LINKS ON COVID-19

CARICOM Today:- <https://today.caricom.org/covid19/regional/>

Regional Statistics Programme (RSP): http://statistics.caricom.org/covid19_bulletin.html

UN DATA HUB:- <https://covid-19-response.unstatshub.org/useful-links/international-organisations-resources/>

CARPHA (Caribbean Public Health Agency) - <https://carpha.org/What-We-Do/Public-Health/Novel-Coronavirus>

Article: Tracking the Covid-19 Pandemic in CARICOM– Statistics of a Pandemic

<https://today.caricom.org/2020/05/04/tracking-covid-19-pandemic-in-caricom/>

Please note that this Newsletter will be on the Regional Statistics Programme's (RSP) website as well as on the UN Data Hub.

Produced By:

*The Regional Statistics Programme
Caribbean Community Secretariat
P.O. BOX 10827, Georgetown, Guyana
Email: stats1@caricom.org
Website: statistics.caricom.org*